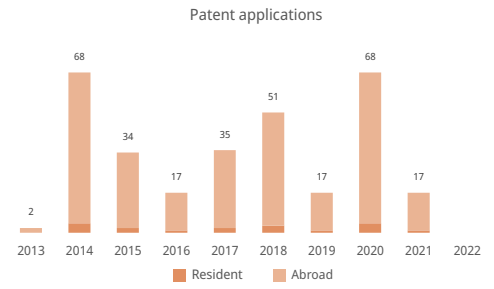


Patent

Statistics for applicants residing in this country

Patent applications; global rank	0	↓100%	171 st
Resident applications	0	↓100%	
Abroad applications; global rank	0	↓100%	168 th
Regional rank and share			
Resident applications per million inhabitants; global rank			
Resident applications per 100 billion USD GDP; global rank			
Utility model applications; global rank			
PCT international applications; global rank			
PCT applications per million inhabitants; global rank			
PCT publications relating to renewable energy (2020-2022)			
Share of university applications (2020-2022)			
Share of women inventors (2020-2022)			
PCT national phase entries; global rank			
Share of abroad applications using the PCT System			
PCT top applicants (2020-2022)			



Top technical fields; share

Top foreign destinations; share

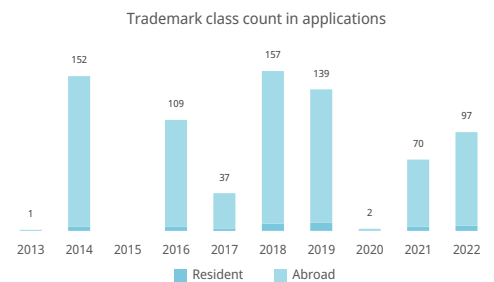
Statistics for the IP office

Total applications; global rank		Country of origin of non-resident applications; share	
Resident; share		United States of America	97 17.7%
Non-resident; share		Cameroon	47 8.6%
Patent Grants		France	43 7.8%
Patents in force; global rank		Senegal	34 6.2%
National IP office - applications per examiner		Côte d'Ivoire	33 6%
National IP office - grant delay in months			
Filings via regional office - resident	African Intellectual Property Organization		0
Filings via regional office - non-resident	African Intellectual Property Organization		549

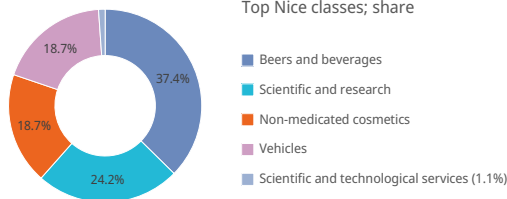
Trademark

Statistics for applicants residing in this country [1]

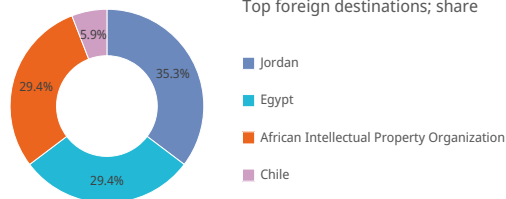
Trademark filings; global rank	97	↑38.6%	168 th
Resident filings	5	↑25%	
Abroad filings; global rank	92	↑39.4%	159 th
Regional rank and share			
		Africa - 41 st	0%
		Middle Africa - 8 th	0.7%
Resident filings per million inhabitants; global rank		0.9	124 th
Resident filings per 100 billion USD GDP; global rank			
Madrid international applications; global rank			
Madrid applications per million inhabitants; global rank			
Abroad filings via the Madrid System			
Share of abroad filings using the Madrid System			
Madrid top applicants (2020-2022)			



Top Nice classes; share



Top foreign destinations; share



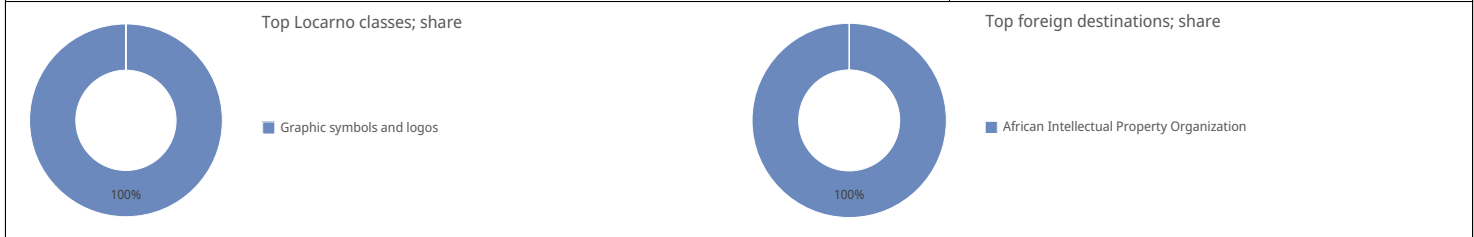
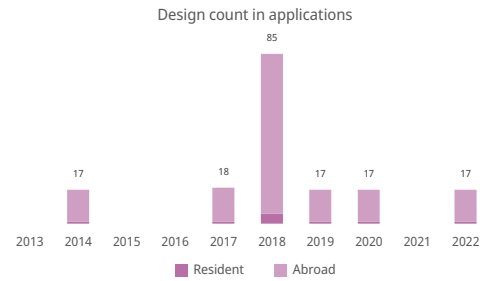
Statistics for the IP office [1]

Total filings; global rank		Country of origin of non-resident filings; share	
Resident; share		France	1,359 10.6%
Non-resident; share		China	1,236 9.6%
Number of Classes Specified in Trademark Registrations		United States of America	1,192 9.3%
Trademarks in force; global rank		Côte d'Ivoire	860 6.7%
National IP office - applications per examiner		United Kingdom	759 5.9%
National IP office - registration delay in days			
Filings via regional office - resident	African Intellectual Property Organization		5
Filings via regional office - non-resident	African Intellectual Property Organization		12,813

Industrial design

Statistics for applicants residing in this country [2]

Designs in applications; global rank	17	131 st
Resident filings	1	
Abroad filings; global rank	16	108 th
Regional rank and share	Africa - 31 st	0.1%
	Middle Africa - 5 th	2.7%
Resident filings per million inhabitants; global rank	0.2	116 th
Resident filings per 100 billion USD GDP; global rank		
Hague international filings; global rank		
Abroad filings via the Hague System		
Share of abroad filings using the Hague System		
Hague top applicants (2020-2022)		



Statistics for the IP office [2]

Total filings; global rank		Country of origin of non-resident filings; share		
Resident; share		Italy	117	13.9%
Non-resident; share		Germany	101	12%
Number of Designs in Industrial Design Registrations		Côte d'Ivoire	95	11.3%
Industrial designs in force; global rank		China	62	7.4%
National IP office - applications per examiner		Guinea	60	7.1%
National IP office - registration delay in days				
Filings via regional office - resident	African Intellectual Property Organization		1	
Filings via regional office - non-resident	African Intellectual Property Organization		841	

Geographical indications

Geographical indications in force by product category	Geographical indications in force by legal means

Plant variety

Plant variety applications filed by applicants residing in this country	Plant variety in force
Resident	National 0
Abroad	African Intellectual Property Organization 7
Regional	

Note

- (1) For trademarks, filings refer to the number of classes specified in applications.
- (2) For industrial designs, filings refer to number of designs contained in applications.
- (3) Statistics are produced regardless of whether the home office of the applicants supplied statistics or not. An asterisk symbol indicates that the home IP office did not supply statistics.
- (4) Statistics relating to "technical fields" are extracted from the Patstat database and are based on the publication date.
- (5) The indicator "resident applications per million population" is available for countries with a population greater than one million. The "indicator per GDP" is available for countries whose total GDP exceeds 10 billion US Dollar.
- (6) Shares of the top foreign destinations are based on absolute count of applications, that is, one application filed at a regional office is counted as one application only.
- (7) One application filed at the Eurasian Patent Organization, the African Intellectual Property Organization, the Benelux Office for Intellectual Property, the European Union Intellectual Property Office or the Patent Office of the Cooperation Council for the Arab States of the Gulf is multiplied by the corresponding number of member states. One application filed at the European Patent Office or the African Regional Intellectual Property Organization is counted as one application abroad if the applicant does not reside in a respective member state, or as one resident application and one application abroad if the applicant resides in a respective member state.
- (8) Percentage with a plus or minus symbol indicates the percentage change from the previous year.
- (9) Both national and regional data are used to establish the list of countries relating to non-resident filings.

Source: WIPO statistics database; last updated: 12/2023