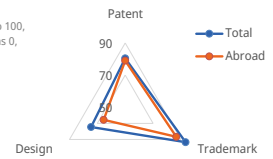




Mexico

Rankings are delineated on a scale of 0 to 100, designating first place as 100, last place as 0, and 50 indicating the midpoint.

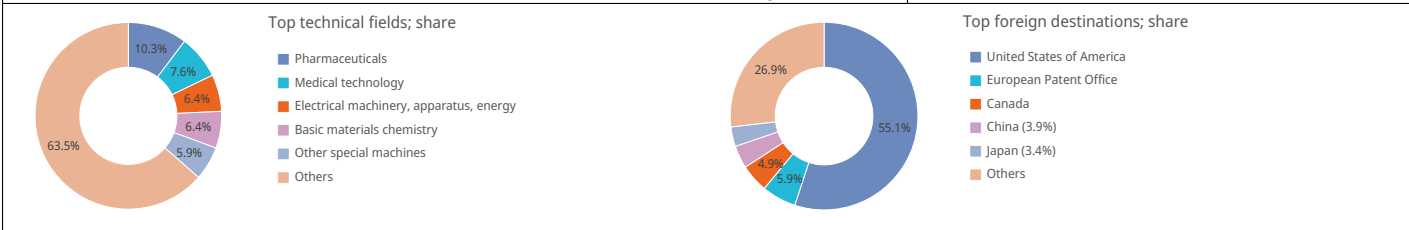
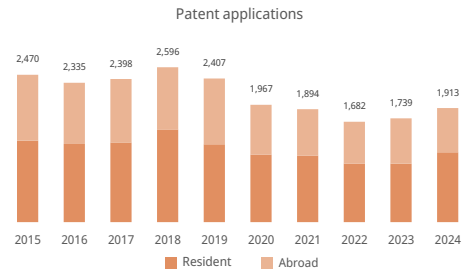


WIPO IP Statistics Data Center

Patent

Statistics for applicants residing in this country

Patent applications; global rank	1,913	↑10%	35 th
Resident applications	1,172	↑19.8%	
Abroad applications; global rank	741	↓2.6%	35 th
Regional rank and share	Latin America and the Caribbean - 2 nd		14.6%
	Central America - 1 st		91.8%
Resident applications per million inhabitants; global rank	9.0		69 th
Resident applications per 100 billion USD GDP; global rank	40.6		75 th
Utility model applications; global rank	580	↑11.8%	23 rd
PCT international applications; global rank	154	↑3.4%	39 th
PCT applications per million inhabitants; global rank	1.2		64 th
PCT publications relating to renewable energy (2022-2024)	19		3.7%
Share of university applications (2022-2024)	7.1%		
Share of women inventors (2022-2024)	23.3%		
PCT national phase entries; global rank	308	↓21.6%	41 st
Share of abroad applications using the PCT System			37.4%
PCT top applicants (2022-2024)			
	Nemak, S.a.b. de C.V.		14
	Centro de Investigacion Y de Estudios Avanzados Del Instituto Politecnico Nacional		10
	Mexichem Fluor S.A. de C.V.		10
	Universidad de Guadalajara		10
	Centro de Retina Medica Y Quirurgica, S.c.		9



Statistics for the IP office

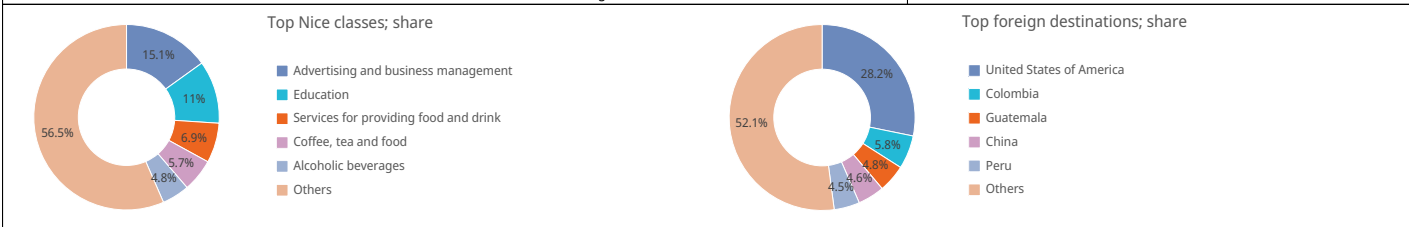
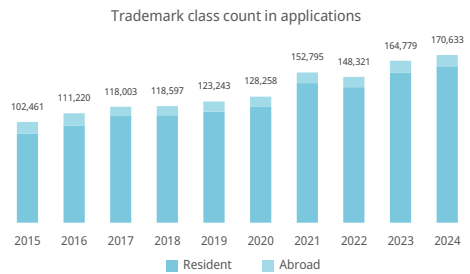
Total applications; global rank	16,189	↑3.6%	13 th
Resident; share	1,172	↑19.8%	7.2%
Non-resident; share	15,017	↑2.5%	92.8%
Patent Grants	10,907	↑4.2%	
Patents in force; global rank	111,190		22 nd
National IP office - applications per examiner			157.2
National IP office - grant delay in months			47.0

United States of America	6,910	46.2%
China	1,314	8.8%
Germany	932	6.2%
Japan	854	5.7%
Switzerland	727	4.9%

Trademark

Statistics for applicants residing in this country [1]

Trademark filings; global rank	170,633	↑3.6%	14 th
Resident filings	159,140	↑4.1%	
Abroad filings; global rank	11,493	↓3.3%	27 th
Regional rank and share	Latin America and the Caribbean - 2 nd		18.3%
	Central America - 1 st		79.1%
Resident filings per million inhabitants; global rank	1,216		53 rd
Resident filings per 100 billion USD GDP; global rank	5,518		34 th
Madrid international applications; global rank	112	↑6.7%	49 th
Madrid applications per million inhabitants; global rank	0.9		67 th
Abroad filings via the Madrid System	1,102	↓30.3%	55 th
Share of abroad filings using the Madrid System			9.6%
Madrid top applicants (2022-2024)			
	Internacional Farmaceutica, S.A. de C.V.		14
	Tienda Mercadazo, S.A. de C.V.		7
	Agrotequilera de Jalisco, S.A. de C.V.		6
	Servicios Broxel S.a.p.i. de C.V.		5
	Agronutrientes Del Norte, S.A. de C.V.		5



Statistics for the IP office [1]

Total filings; global rank	214,894	↑4.4%	14 th
Resident; share	159,140	↑4.1%	74.1%
Non-resident; share	55,754	↑5.5%	25.9%
Number of Classes Specified in Trademark Registrations	168,709	↑5.2%	
Trademarks in force; global rank	1,808,925		7 th
National IP office - applications per examiner			4,775.4
National IP office - registration delay in days			147.0

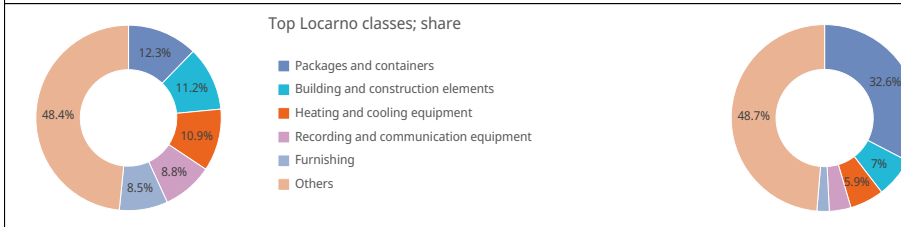
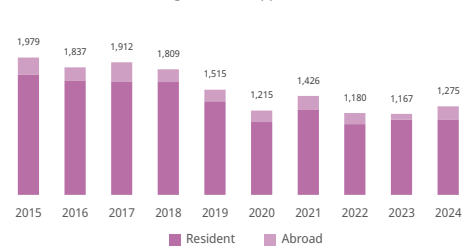
United States of America	19,112	34.6%
China	9,638	17.5%
Germany	2,989	5.4%
Switzerland	2,308	4.2%
Spain	2,159	3.9%

Industrial design

Statistics for applicants residing in this country [2]

Designs in applications; global rank	1,275	↑9.3%	42 nd
Resident filings	1,088	↑0.3%	
Abroad filings; global rank	187	↑128%	48 th
Regional rank and share	Latin America and the Caribbean – 3 rd		12.1%
	Central America – 1 st		95.1%
Resident filings per million inhabitants; global rank	8.3		74 th
Resident filings per 100 billion USD GDP; global rank	37.7		88 th
Hague international filings; global rank	8	↑100%	49 th
Abroad filings via the Hague System	85	↑431.3%	46 th
Share of abroad filings using the Hague System	44.4%		
Hague top applicants (2022-2024)			
	Luis Legarreta Rodriguez	2	
	Productos Industrializados de Saltillo, S. de R. L. de C. V.	1	
	Itzel Castillo Ibarra	1	
	Jose Manuel Rivera Karam	1	
	Joske's de Mexico S.A. de C.V.	1	

Design count in applications



Statistics for the IP office [2]

Total filings; global rank	5,783	↑17.2%	22 nd
Resident; share	1,088	↑0.3%	18.8%
Non-resident; share	4,695	↑21.9%	81.2%
Number of Designs in Industrial Design Registrations	4,778	↑11.3%	
Industrial designs in force; global rank	32,075		16 th
National IP office - applications per examiner	642.6		
National IP office - registration delay in days	565.0		

Country of origin of non-resident filings; share			
United States of America	1,800	38.5%	
China	725	15.5%	
Switzerland	307	6.6%	
Germany	265	5.7%	
Italy	225	4.8%	

Geographical indications

Geographical Indications in force by product category	Geographical Indications in force by legal means	
	Agreements	400 31.6%
	Sui generis	33 2.6%
	Trademarks	14 1.1%
	Lisbon system	819 64.7%

Plant variety

Plant variety applications filed by applicants residing in this country	Plant variety in force	
Resident	49	National 2,710
Abroad	20	
Regional	Community Plant Variety Office 6	

Note

- (1) For trademarks, filings refer to the number of classes specified in applications.
- (2) For industrial designs, filings refer to number of designs contained in applications.
- (3) Statistics are produced regardless of whether the home office of the applicants supplied statistics or not. An asterisk symbol indicates that the home IP office did not supply statistics.
- (4) Statistics relating to "technical fields" are extracted from the Patstat database and are based on the publication date.
- (5) The indicator "resident applications per million population" is available for countries with a population greater than one million. The "indicator per GDP" is available for countries whose total GDP exceeds 10 billion US Dollar.
- (6) Percentage with a plus or minus symbol indicates the percentage change from the previous year.
- (7) Both national and regional data are used to establish the list of countries relating to non-resident filings.

Source: WIPO statistics database; last updated: 2/2026