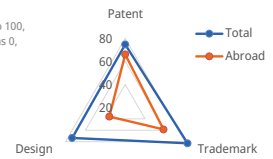




Philippines

Rankings are delineated on a scale of 0 to 100, designating first place as 100, last place as 0, and 50 indicating the midpoint.



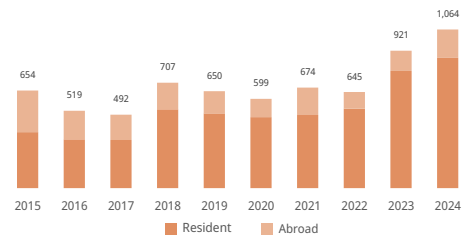
WIPO IP Statistics Data Center

Patent

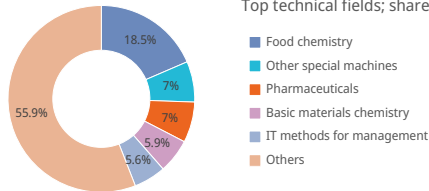
Statistics for applicants residing in this country

Patent applications; global rank	1,064	↑15.5%	45 th
Resident applications	873	↑11.1%	
Abroad applications; global rank	191	↑41.5%	56 th
Regional rank and share			
			Asia - 17 th 0%
			Southeast Asia - 6 th 5.8%
Resident applications per million inhabitants; global rank	7.5		72 nd
Resident applications per 100 billion USD GDP; global rank	72.6		64 th
Utility model applications; global rank	1,659	↓15.7%	14 th
PCT international applications; global rank	35	↑337.5%	58 th
PCT applications per million inhabitants; global rank	0.3		81 st
PCT publications relating to renewable energy (2022-2024)	2		3.3%
Share of university applications (2022-2024)	16.4%		
Share of women inventors (2022-2024)	29.9%		
PCT national phase entries; global rank	79	↑132.4%	55 th
Share of abroad applications using the PCT System	40.3%		
PCT top applicants (2022-2024)			
	Paywage Phil Inc		6
	University of The Philippines Manila		5
	Department of Science and Technology - Forest Products Research and Development Institute (dost-fprdi)		3
	Department of Science and Technology - Advanced Science and Technology Institute (dost-asti)		2
	Department of Science and Technology - Philippine Nuclear Research Institute (dost-pnri)		2

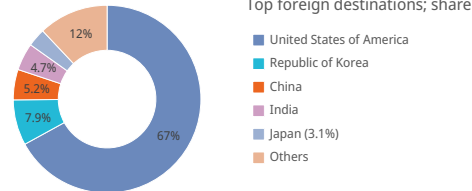
Patent applications



Top technical fields; share



Top foreign destinations; share



Statistics for the IP office

Total applications; global rank	4,571	↓6.5%	29 th
Resident; share	873	↑11.1%	19.1%
Non-resident; share	3,698	↓9.9%	80.9%
Patent Grants	2,159	↑23.6%	
Patents in force; global rank	15,463		46 th
National IP office - applications per examiner	41.9		
National IP office - grant delay in months	52.9		

Country of origin of non-resident applications; share

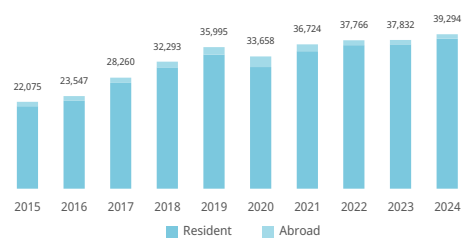
United States of America	1,275	34.5%
Japan	627	17%
China	336	9.1%
Republic of Korea	206	5.6%
Switzerland	183	4.9%

Trademark

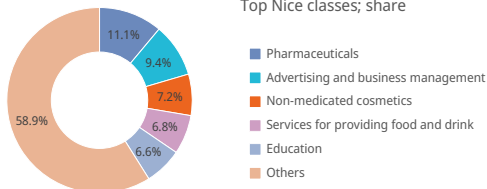
Statistics for applicants residing in this country [1]

Trademark filings; global rank	39,294	↑3.9%	35 th
Resident filings	38,182	↑4.1%	
Abroad filings; global rank	1,112	↓2.5%	82 nd
Regional rank and share			
			Asia - 14 th 0.4%
			Southeast Asia - 5 th 9.7%
Resident filings per million inhabitants; global rank	330		87 th
Resident filings per 100 billion USD GDP; global rank	3,177		70 th
Madrid international applications; global rank	41	↓18%	64 th
Madrid applications per million inhabitants; global rank	0.4		79 th
Abroad filings via the Madrid System	342	↑52.7%	70 th
Share of abroad filings using the Madrid System	30.8%		
Madrid top applicants (2022-2024)			
	Fly Ace Corporation		6
	Monde Nissin Corporation		5
	Suncrest Foods, Incorporated		5
	Panamed Philippines Inc.		4
	Fullcash Corporation		4

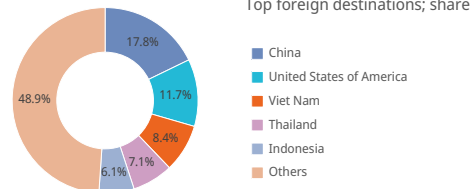
Trademark class count in applications



Top Nice classes; share



Top foreign destinations; share



Statistics for the IP office [1]

Total filings; global rank	67,868	↑4.1%	24 th
Resident; share	38,182	↑4.1%	56.3%
Non-resident; share	29,686	↑4.2%	43.7%
Number of Classes Specified in Trademark Registrations	58,656	↑8.1%	
Trademarks in force; global rank	200,204		42 nd
National IP office - applications per examiner	2,120.9		
National IP office - registration delay in days	119.1		

Country of origin of non-resident filings; share

China	7,826	26.4%
United States of America	4,603	15.5%
Japan	2,890	9.7%
Singapore	1,911	6.4%
Republic of Korea	1,591	5.4%

Industrial design

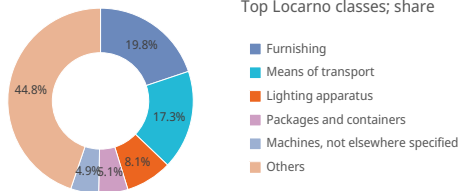
Statistics for applicants residing in this country [2]

Designs in applications; global rank	1,217	↑39.2%	44 th
Resident filings	1,205	↑40.1%	
Abroad filings; global rank	12	↓14.3%	88 th
Regional rank and share		Asia – 14 th	0.1%
		Southeast Asia – 5 th	6.5%
Resident filings per million inhabitants; global rank		10.4	68 th
Resident filings per 100 billion USD GDP; global rank		100	62 nd
Hague international filings; global rank			
Abroad filings via the Hague System			
Share of abroad filings using the Hague System			
Hague top applicants (2022-2024)			

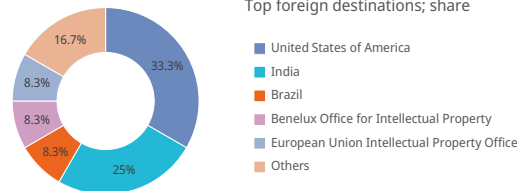
Design count in applications



Top Locarno classes; share



Top foreign destinations; share



Statistics for the IP office [2]

Total filings; global rank	2,122	↑40.1%	30 th
Resident; share	1,205	↑40.1%	56.8%
Non-resident; share	917	↑40%	43.2%
Number of Designs in Industrial Design Registrations	1,533	↑14.7%	
Industrial designs in force; global rank	8,277		33 rd
National IP office - applications per examiner		424.4	
National IP office - registration delay in days		84.0	

Country of origin of non-resident filings; share

Country	Count	Share
China	354	38.6%
United States of America	109	11.9%
Japan	99	10.8%
Republic of Korea	53	5.8%
Netherlands (Kingdom of the)	46	5%

Geographical indications

Geographical Indications in force by product category

--	--

Geographical Indications in force by legal means

--	--

Plant variety

Plant variety applications filed by applicants residing in this country

Resident	National
Abroad	
Regional	

Plant variety in force

--	--

Note

- (1) For trademarks, filings refer to the number of classes specified in applications.
- (2) For industrial designs, filings refer to number of designs contained in applications.
- (3) Statistics are produced regardless of whether the home office of the applicants supplied statistics or not. An asterisk symbol indicates that the home IP office did not supply statistics.
- (4) Statistics relating to "technical fields" are extracted from the Patstat database and are based on the publication date.
- (5) The indicator "resident applications per million population" is available for countries with a population greater than one million. The "indicator per GDP" is available for countries whose total GDP exceeds 10 billion US Dollar.
- (6) Percentage with a plus or minus symbol indicates the percentage change from the previous year.
- (7) Both national and regional data are used to establish the list of countries relating to non-resident filings.