



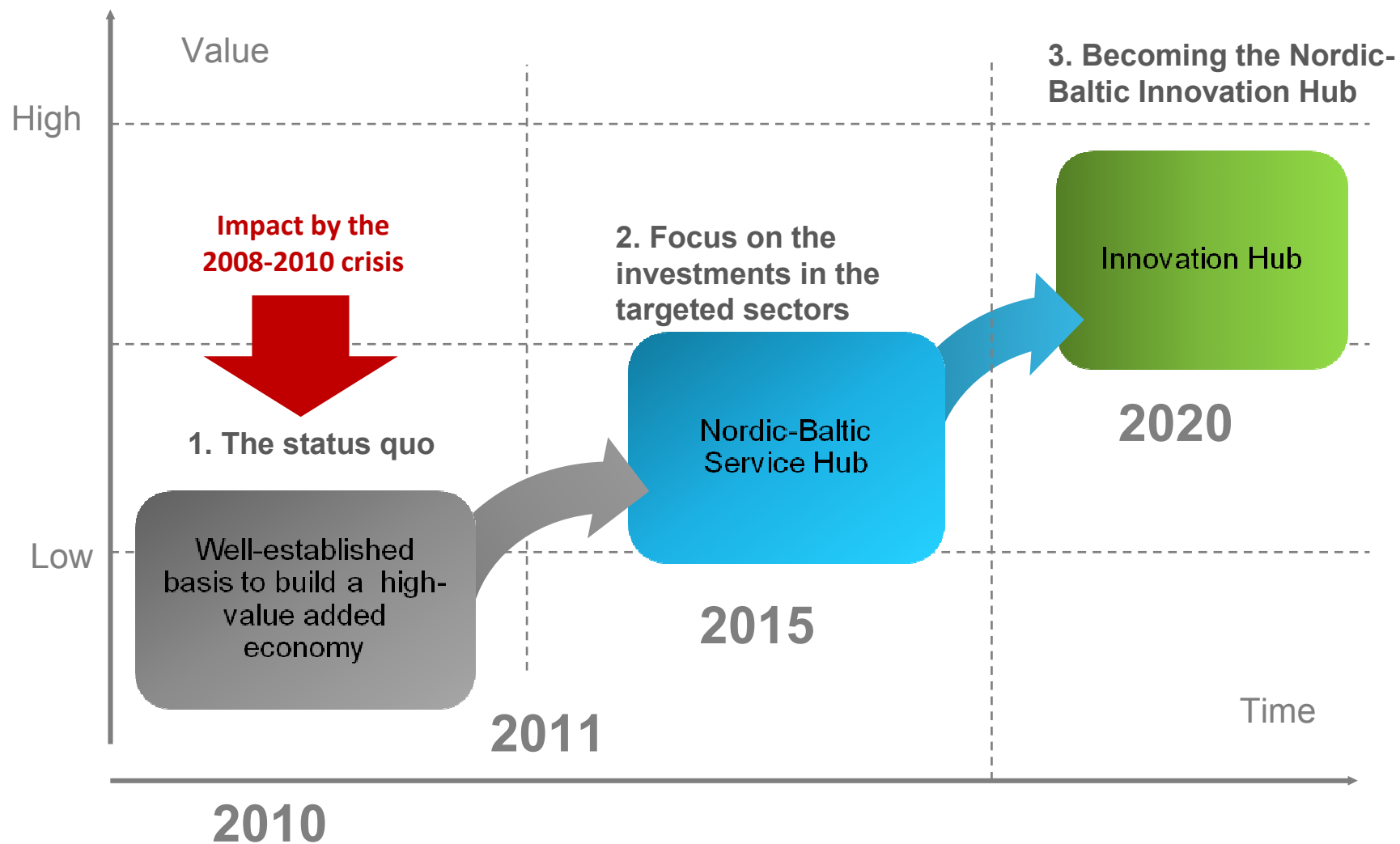
Industrial Property and Innovation – a key to boosting competitiveness of Lithuania

dr. Almantas Danilevičius

Director of Innovation and Knowledge society Department, Ministry of Economy

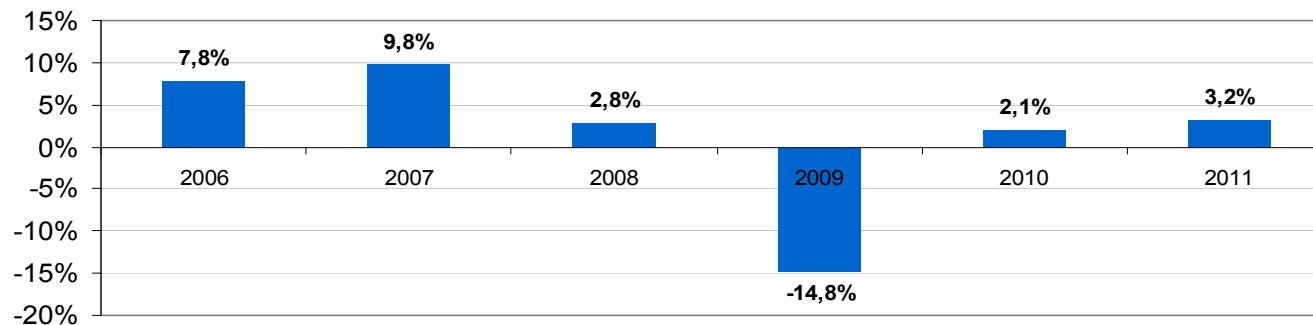


Step by step



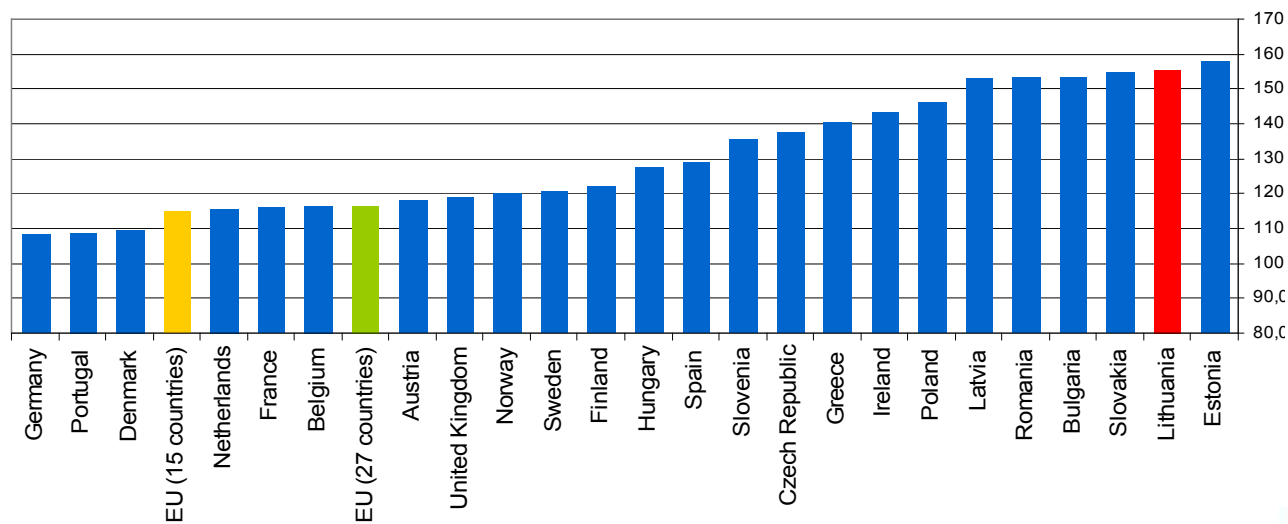
2011 - Recovering Economy

- Lithuanian economy is now recovering swiftly and ...



Source: IMF forecast, May 2010

- ...continues to be one of the fastest growing in the EU over the last 10 years



Source: Eurostat

Summary of Lithuanian performance

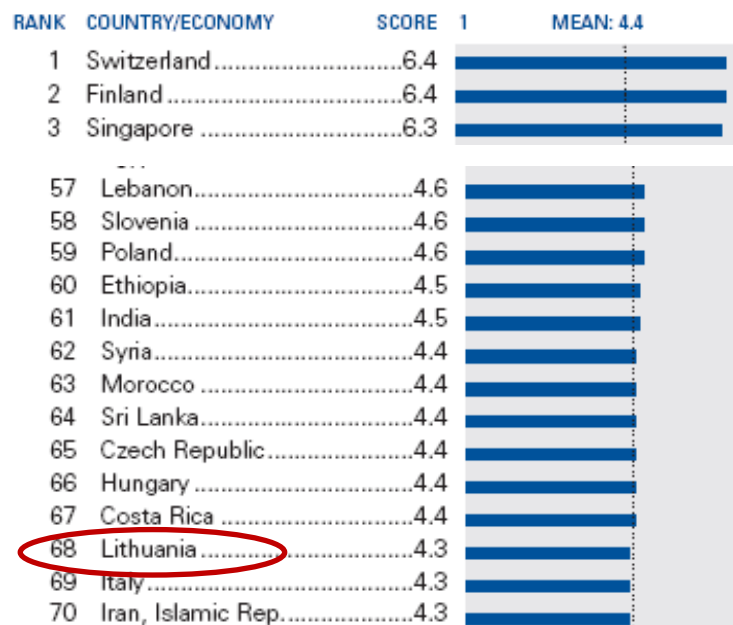
- The Global Competitiveness Report 2010-2011

Table 1: Rankings of the EU27 in the Global Competitiveness Index 2010–2011

Economy	Rank	Score
Sweden	2	5.56
Germany	5	5.39
Finland	7	5.37
Netherlands	8	5.33
Denmark	9	5.32
United Kingdom	12	5.25
France	15	5.13
Austria	18	5.09
Belgium	19	5.07
Luxembourg	20	5.05
Ireland	29	4.74
Estonia	33	4.61
Czech Republic	36	4.57
Poland	39	4.51
Cyprus	40	4.50
Spain	42	4.49
Slovenia	45	4.42
Portugal	46	4.38
Lithuania	47	4.38
Italy	48	4.37
Malta	50	4.34
Hungary	52	
Slovak Republic	60	
Romania	67	
Latvia	70	
Bulgaria	71	
Greece	83	

1.02 Intellectual property protection

How would you rate intellectual property protection, including anti-counterfeiting measures, in your country?
2009–10 weighted average



12th pillar: Innovation

12.01	Capacity for innovation	48
12.02	Quality of scientific research institutions	40
12.03	Company spending on R&D	57
12.04	University-industry collaboration in R&D	35
12.05	Gov't procurement of advanced tech products	104
12.06	Availability of scientists and engineers	51
12.07	Utility patents per million population*	55

Source: world economic Forum

Lithuanian Innovation Strategy for 2010–2020

Strategic objective – build a creative society, create the conditions for the development of the entrepreneurship and innovation

Goals of the development of the innovation

- Accelerate Lithuania's integration into the global market
- Build a creative and innovative society
- Develop broad-based innovation
- Build a systemic approach to innovation

Foundation of Innovative Economy

Traditional Innovative Industry

- Engineering
- Chemicals and plastics
- Food
- Wood-furniture and textile

The Potential of Innovative Economics

- Biotechnology
- Lasers and light technologies
- ICT
- Optoelectronics

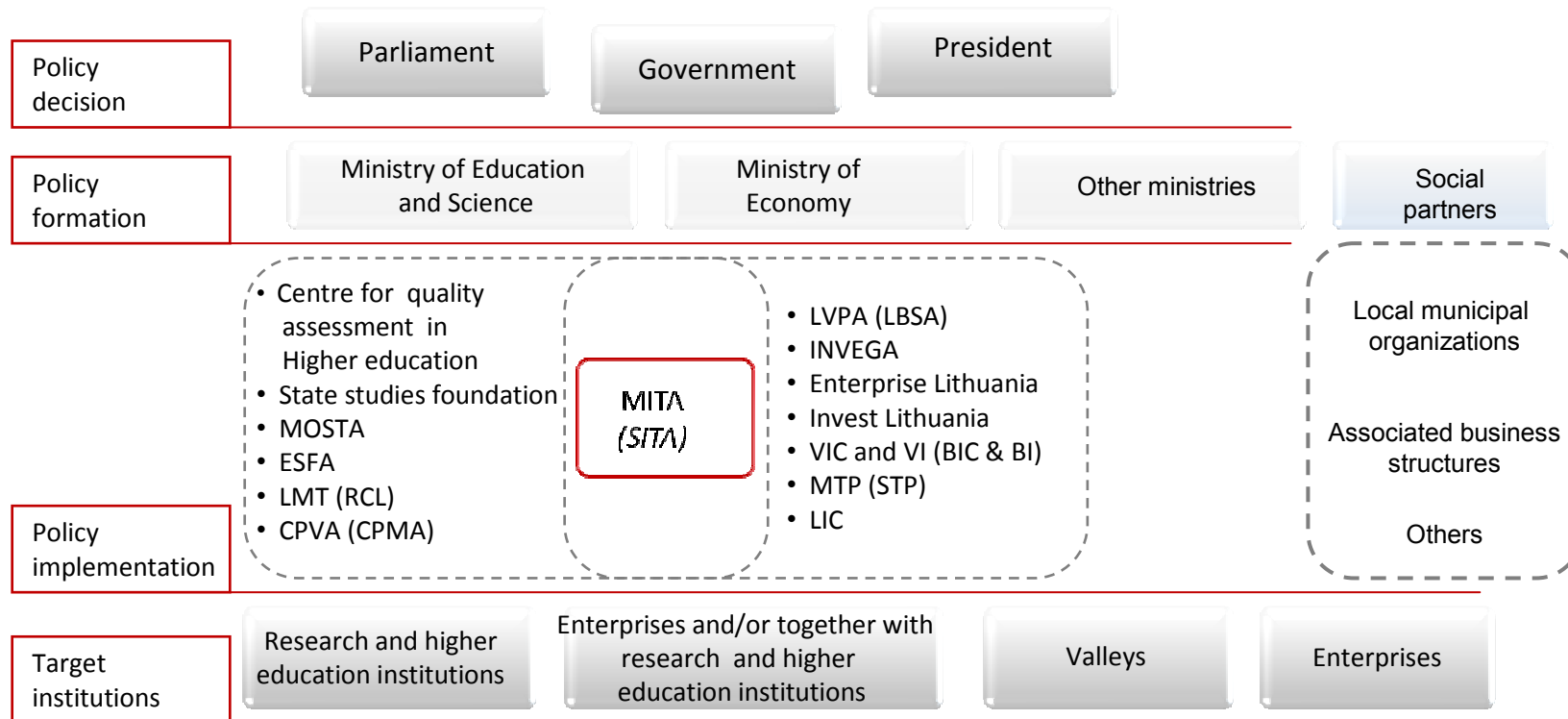
A Vision for the Future

- Future energetic
- Clean tech
- Creative industry
- Well-being and healthcare

High value-added services and products

Innovation Policy

▪ Institutional structure



MOSTA - Research and higher education monitoring and analysis centre
 ESFA - The European Social Fund Agency
 RCL - Research Council of Lithuania
 CPMA - Central Project Management Agency

LBSA – Lithuanian Business Support Agency
 BIC – business information centres
 BI – business incubators
 STP – science and technology parks

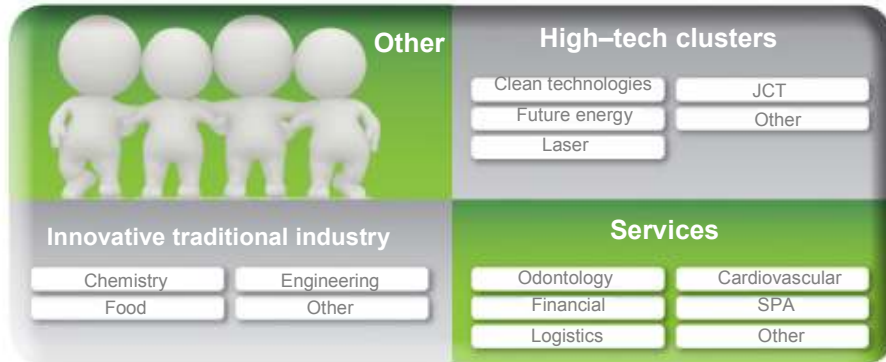


Science, Innovation and Technology Agency

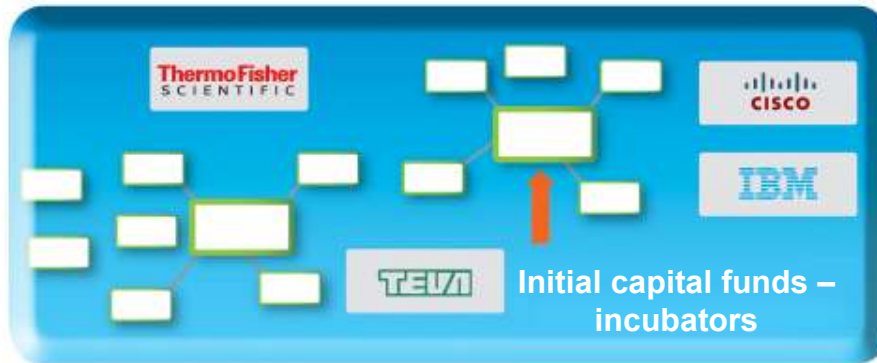
Agency supporting high value –added industry

- Support for enterprises running innovative projects
- Valleys' programs
- Cluster formation and development
- Financing of joint business and science projects
- Application and Commercialization of R&D
- Information and consulting on R&D &I
- ...

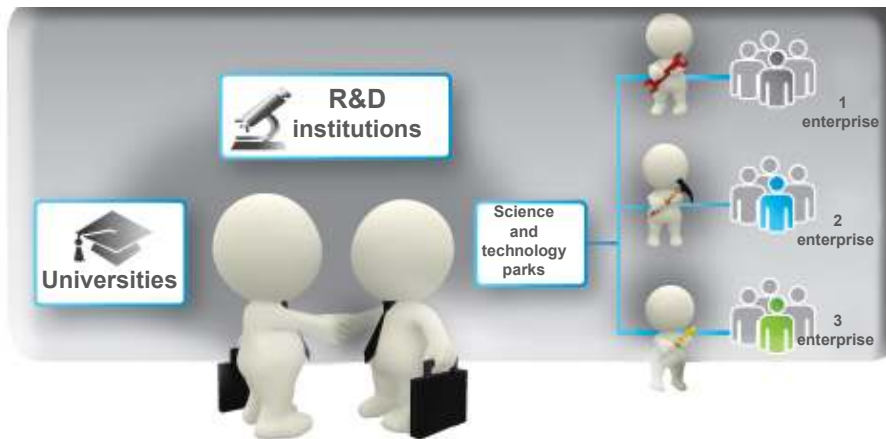
Ecosystem of the knowledge economy



Clustering



Commercialisation



R&D

Commercialisation



- Science and business cooperation
- Protection of industrial property rights
- Venture, pre-seed and seed capital funds
- Promotion of Spin-off spin-out companies foundation
- Technology transfer (know-how and industrial property licensing)

Integrated business, science and study centers (valleys)



Klaipėda Valley (marine):
Marine technologies and environment

Kaunas Valleys (Nemunas, Santaka):
agrobiotechnologies, bioenergy, forestry, food technologies, clean technologies, chemical industry, mechatronics, IT

Vilnius Valleys (Santara, Saulėtekis):
biotechnologies, biopharmacy, ICT, advanced engineering, nanotechnologies, semiconductor physics and electronics

- Start of activities in the majority of the national laboratory centers
- Continued valley and incubator construction

Clustering



Clusters Efficiently Operating in Lithuania

- Photoelectronics technology
- MONAC²
- Food
- Beverage producers
- Laser
- Art
- Maritime
- High-tech research
- ...

Lithuanian clusters participating in transnational networks of clusters

- Maritime
- Food
- High-tech research
- ...

Success story – High-tech Research Cluster

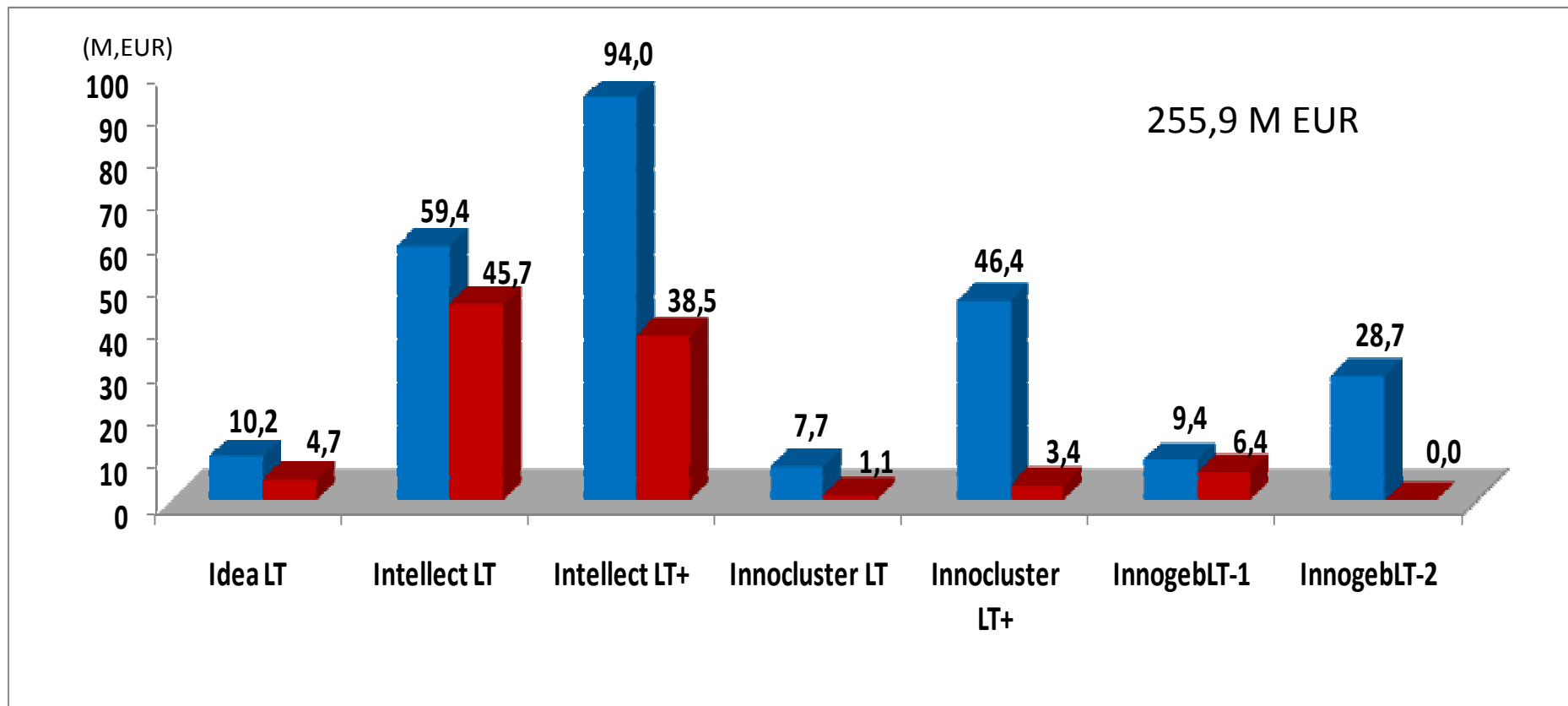
- investments into Visorui IT park will total 150 mln. Lt (44 M EUR)
- foreseen production amount – up to 400 mln. Lt (116 M EUR)
- 500 new work places created

In 2007-2013, up to LTL 187 m of the EU SF is earmarked to clustering

ŪKIO MINISTERIJA

EU SF for R&D&I

- Measures of priority 1 “Research and development for competitiveness and growth of the economy” for 2007 – 2013 (M, EUR)



Allocated
Financed

Innovation vouchers

Financial support for SMEs in order to encourage co-operation between business and research institutions (finance of R&D services)

In 2010 – 282 thou. Euro for 86 SMEs

Value of voucher

- 10 000 Lt (2 900 Euro) – with no requirement for its own contribution
- 20 000 Lt (5 800 Euro) – an SME is required to contribute $\frac{1}{4}$ of this amount from its own resources

In 2011 – the call was announced in March, currently the applications are being checked

Tax Incentives for Investment

Tax relief to the Law on Corporate Income Tax

Encourage companies to invest in R&D through financial incentives

- Expenditures for R&D reduce taxable income 3 times
- Amortization process is reduced to 2 year period

Tax Relief for Investments into New Technologies

- Assessable profit for the enterprises could be reduced up to 50 % of expenditures incurred by investing into equipment, means of communication, computers, etc.

Summary of Lithuanian performance

- Protection of industrial property rights

<i>Filed by Lithuanian applicants</i>	2005	2006	2007	2008	2009	2010
National patent applications	68	64	62	87	91	108
National Design applications	22	21	21	39	25	20
National Trademark applications	1839	2019	2218	2417	1833	1963
European patent applications	1	2	9	11	13	2
PCT patent applications	8	10	13	18	23	10
Community design applications	6	5	4	9	9	15
Community Trademark applications	29	71	69	111	114	94

National support to Industrial property

Financial support for legal persons and private individuals to secure their IPR...

...covering up to 95 % of eligible costs for **European Patent** or Patent granted following **PCT** application procedures

3 ways of support

1. prepayment
2. payment on accounts
3. reimbursement

Eligible costs

- Filing fee
- Search fee
- Examination fee
- Designation fee
- Fee for grant
- The first 5-year renewal fee (if paid before patent is granted)
- Translation costs
- Patent attorney services

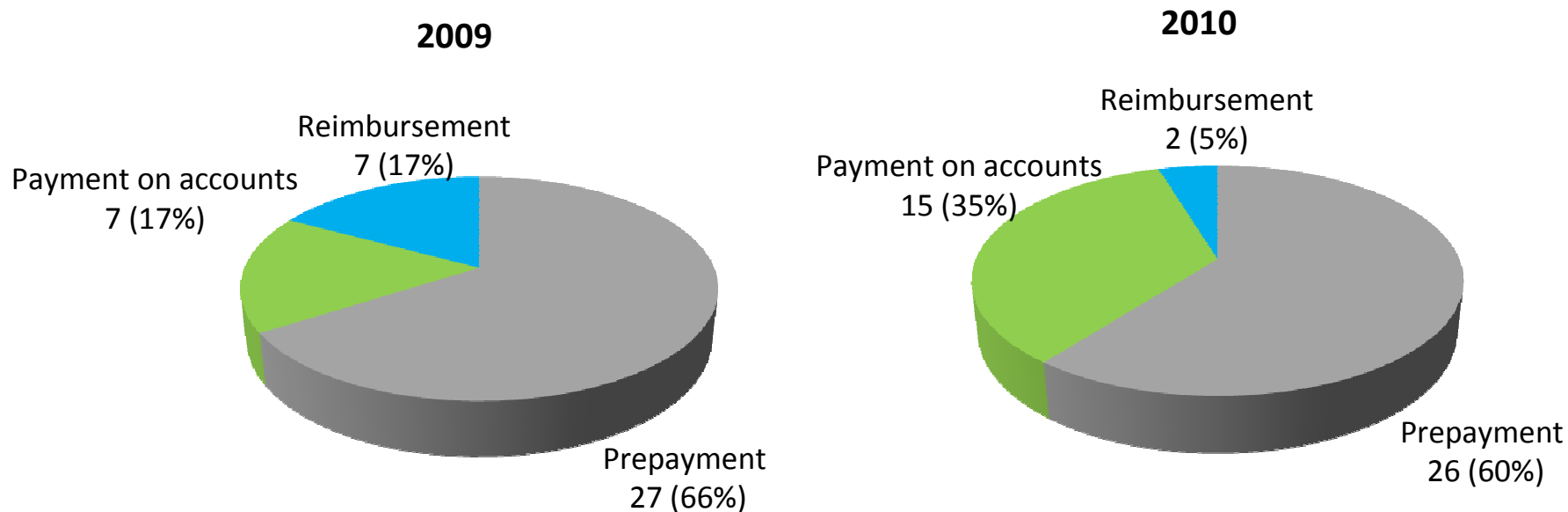
The scheme shall be updated in 2011

National support to Industrial property

In 2009 – 235 thou. Euro for 41 international patent (up to 100 % of costs)

In 2010 – 208 thou. Euro for 43 international patents (up to 95 % of costs)

Support distribution per way of support rendered (No. of contracts)





Thank you for your attention