

Getting
Creative
with

Pororo
The Little Penguin

2



The Invention Contest



Episode

Amazed at Pororo's upgraded sled, the Rabbit Twins build a similar jet-propelled sled to participate in the "Invention Contest" held in Invention Town.

Unaware of this, Pororo also enters his sled in the contest. Because of the similarity of the sleds, the judges review in detail the notes of both sled inventions and award Pororo the top prize.

This episode introduces the basic elements of invention through a judge's perspective. It also suggests that we acknowledge the inventor's positive contribution to society's creativity and innovation.



Lesson Objectives



- Teach what can and cannot be considered inventions.
- Have children learn about inventions naturally.
- Have children understand about patents and their importance.
- Have children understand the importance of notes of ideas.
- Have children understand how to make notes of ideas.
- Have children write notes of ideas by themselves and learn the necessary steps.

Getting
Creative
with **Pororo**
The Little Penguin

2



The Invention Contest

Workbook

What kind of inventions did the contestants bring to the Invention Contest?



Let's match the contestants with their inventions by connecting them with lines.



Pororo



Rabbit Twins




Deer




Monkey



thermos



jet-propelled sled



fan



electric car



toaster

The Invention Contest 2



Why did Pororo and the friends install two jet engines?
Let's think about the reasons.

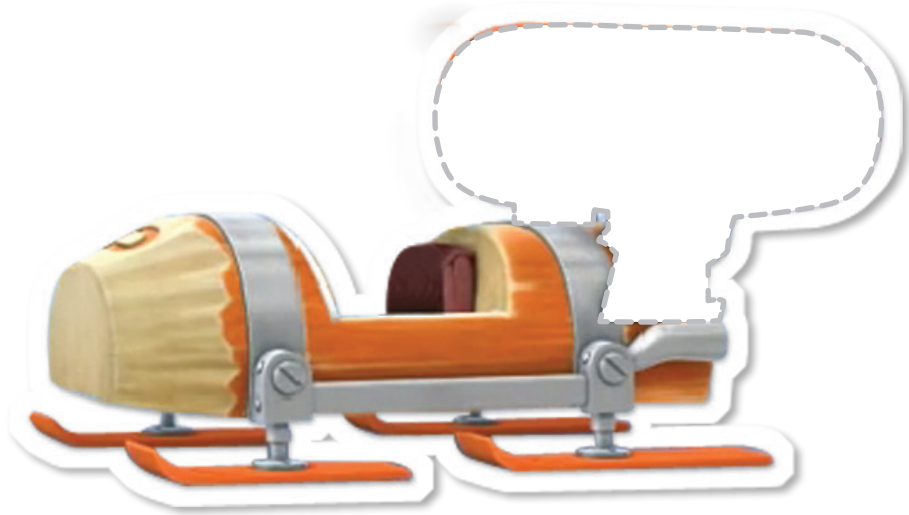


Toaster · pencil · thermos · paper cup · microwave · ski · air conditioner · fan


Pororo and his friends have invented a jet-propelled sled. Let's find out what kind of sled it is!



Which of the engines below is the one Pororo and the friends have installed on their sled? **STICKER 2-1**



Color the jet-propelled sled invented by Pororo and his friends.




Jet-propelled sled

The Invention Contest 2

Deer's invention is a car that runs only on electricity. But the judges have concluded that it is not an invention. Why is that?

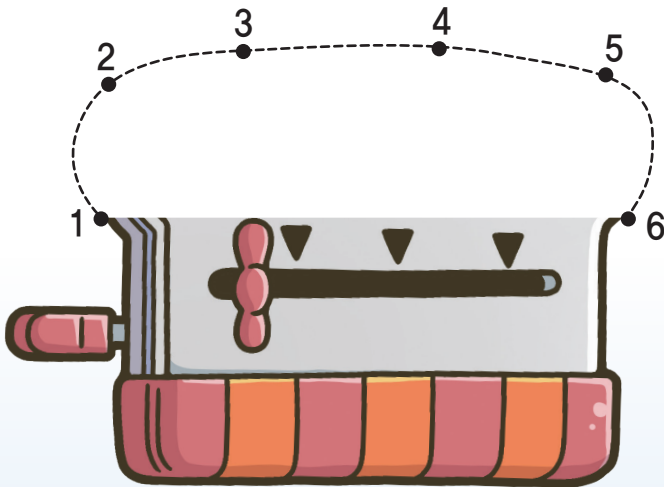

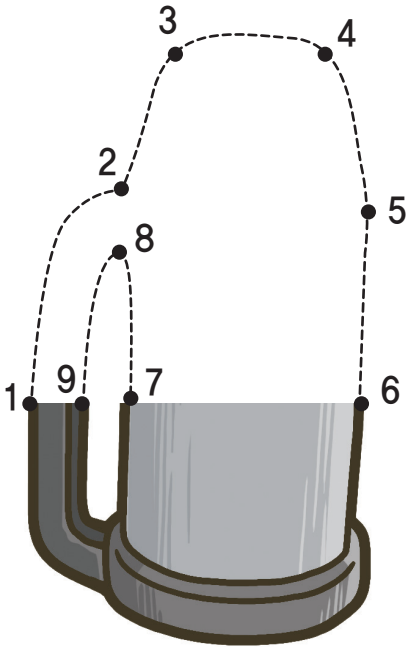


Study the pictures below carefully and draw which part of Deer's electric car is not right.





Below are Monkey's inventions presented at the Invention Contest. Draw the rest to complete the inventions.



The Invention Contest 2

What is “invention”? Think about it by observing Monkey’s inventions.



Arrange the following phrases in order to define invention.

• STICKER 2-2



Patentable Invention is

Four large, empty rounded rectangular boxes stacked vertically, intended for students to write or paste phrases to define invention.



Deer and Monkey are talking to each other after the Invention Contest. Use your imagination and fill in the bubbles.

Deer's electric car and Monkeys's toaster, electric fan and thermos are not patentable inventions.



What? I don't understand.



Why?



Think about the reason why your works are not patentable inventions.



The Invention Contest 2

5

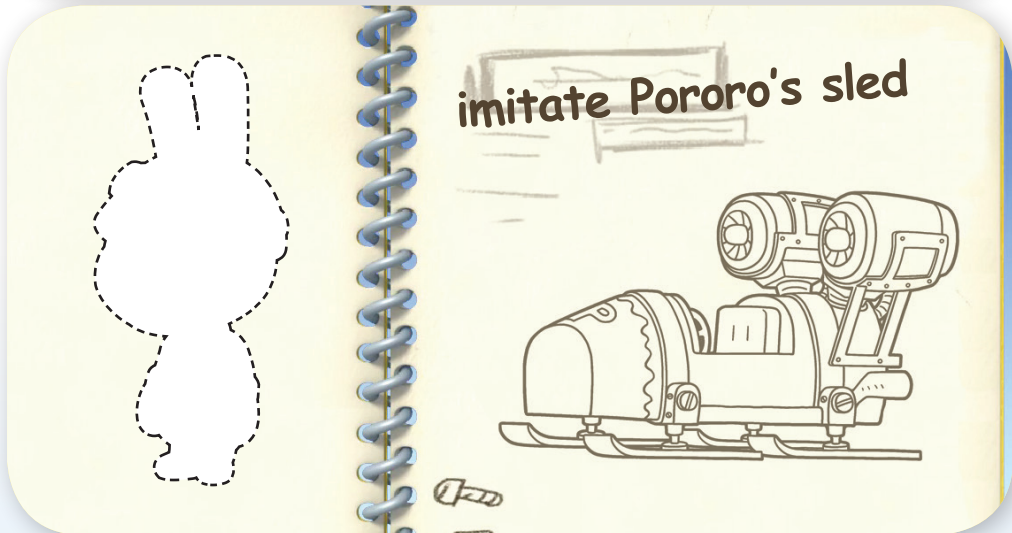



Pororo won the top prize at the Invention Contest. How do you write an invention note? Answer the question after studying the invention note below.



Below are the invention notes of Pororo and the Rabbit Twins. How can you tell the two inventions apart?

• STICKER 2-3



The Invention Contest 2



The inventions by the Rabbit Twins and Pororo are identical. Who do you think won the top prize for their invention?



Pororo tells the Rabbit Twins it is okay for them to make jet-propelled sleds. What do you think about this?



Why did Pororo give permission to the Rabbit Twins to make jet propelled sleds? Think carefully about the reasons and write them down.

· STICKER 2-4


A large white rounded rectangular area containing six empty star-shaped outlines arranged in two rows of three, intended for students to write their answers.



The Invention Contest 2



What kind of jet-propelled sled will the Rabbit Twins build in the future?
Use your imagination and draw a picture.





The following are a famous inventor's notes. Decide which inventor made the notes.



Albert Einstein Issac Newton Thomas Edison Abraham Lincoln




What will happen if other people copy an inventor's inventions? Write down what you think.

The Invention Contest 2




Select all the inventions that deserve special credit.
Justify your choice.



sunglasses




invisible pill



pencil with an eraser



electric car



helicopter



What must be included in an invention note? Let's choose.

Date of the invention

Friend's nickname

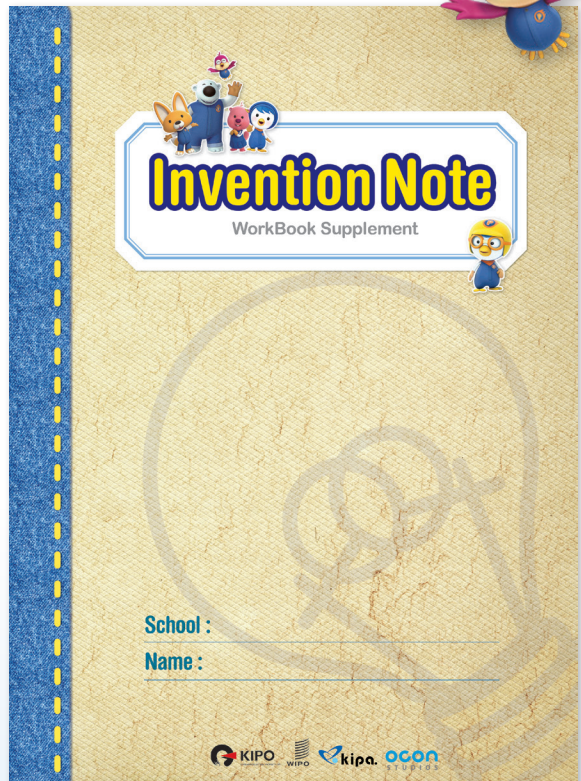
Experiments and research processes

How much your invention note costs


When you had lunch

Principles of the invention

Ideas for the invention




**Let's make
an invention note.
Try writing one
yourself. The name of
the person making
the note and the date
must be written for
each stage.**





LET'S MAKE AN AUTOMATON



What you need

Printed Sheets, Foam Board, Glue, Scissors

What is an automaton?

An automatic machine powered by mechanical instruments.

Getting
Creative
with

Pororo
The Little Penguin

2



The Invention Contest


INVENTION KIT

**Create an automaton yourself
it's time to create a trademark.**




AUTOMATON


※ To make the kit sturdy, apply adhesives for woodworking to each connecting part.




① Attach blades to the sled body.
(①~③)



② Insert ⑦ through the hole of ⑨,
and anchor it by putting two ⑤s
in the slits in the center of ⑦.




③ Assemble the box. (except the up-
per parts and facade ⑩, ⑪, ⑬, ⑭.)




④ Insert ② into both holes of the
box.


The Invention Contest 2




5 Assemble the upper parts and facade. (12, 15)




6 Put into the slits on the vertical pole and fix 4.




7 Insert two 5s into the slits on the horizontal pole protruding from the box.







8 Insert 6 onto the vertical pole, and assemble 1 onto 6.



9 Assemble the handle and attach it to the side of the box. (8)




10 Done! Rotate the handle several turns and watch closely what happens.




Tada~
The automaton is finally
complete~

MEMO



MEMO



Getting
Creative
with **Pororo**
The Little Penguin

Educational Animation on IP for Children



Korean Intellectual Property Office

Government Complex Daejeon Building 4, 189, Cheongsu-ro,
Seo-gu, Daejeon, 302-701, Republic of Korea
<http://www.kipo.go.kr/en>
Tel. +82 42 481 5072



World Intellectual Property Organization

34, chemin des Colombettes, 1211 Geneva, Switzerland
<http://www.wipo.int>
Tel. +41 22 338 91 11



Korea Invention Promotion Association

131, Teheran-ro, Gangnam-gu, Seoul, Korea 135-980
<http://www.kipa.org/english>
Tel. +82 2 3459 2811