


Global Innovation Index 2024



Sydney, Australia

Sydney is the top-ranked cluster, out of 3 Australian clusters, that falls within the top 100 S&T clusters in 2024. It filed **685 PCT applications** and published **8,747 scientific articles**, both per 1 million inhabitants over the last five years, making it the:

44th largest science and technology cluster in 2024

43rd S&T cluster by intensity (relative to population density) in 2024

Top PCT applicants

Patents Share

| | | | |
|---|----------------------------------|-----|----|
| 1 | COCHLEAR | 241 | 9% |
| 2 | RESMED PTY LTD | 141 | 5% |
| 3 | NEWSOUTH INNOVATIONS PTY LIMITED | 115 | 4% |

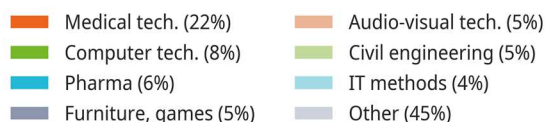
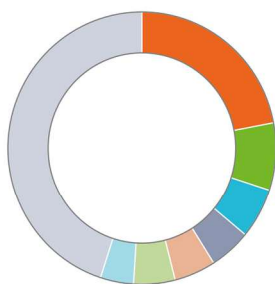
Top publishing organizations

Articles Share

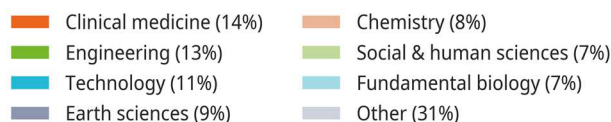
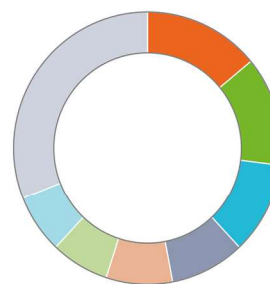
| | | | |
|---|--------------------------------------|--------|-----|
| 1 | UNIVERSITY OF SYDNEY | 10,608 | 30% |
| 2 | UNIVERSITY OF NEW SOUTH WALES SYDNEY | 9,264 | 26% |
| 3 | UNIVERSITY OF TECHNOLOGY SYDNEY | 3,886 | 11% |

Top technology fields in Sydney

Patents



Publications



15% of Sydney's PCT patent applications are filed in collaboration with other inventors, with **San Jose–San Francisco**, **Melbourne** and **Singapore** emerging as the top collaborative locations.

70% of Sydney's scientific articles are published in collaboration with other organizations, with the top three collaborating locations being **Melbourne**, **Brisbane** and **London**.