


Global Innovation Index 2024



São Paulo, Brazil

São Paulo is the only cluster within Brazil that falls within the top 100 S&T clusters in 2024. It filed **39 PCT applications** and published **1,355 scientific articles**, both per 1 million inhabitants over the last five years, making it the:

73rd largest science and technology cluster in 2024

97th S&T cluster by intensity (relative to population density) in 2024

Top PCT applicants

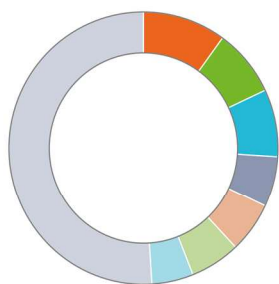
		Patents	Share
1	BRASKEM	65	9%
2	NATURA COSMETICOS	23	3%
3	DOW GLOBAL TECHNOLOGIES	17	2%

Top publishing organizations

		Articles	Share
1	UNIVERSIDADE DE SAO PAULO	12,762	51%
2	UNIVERSIDADE FEDERAL DE SAO PAULO (UNIFESP)	2,898	12%
3	UNIVERSIDADE ESTADUAL PAULISTA	998	4%

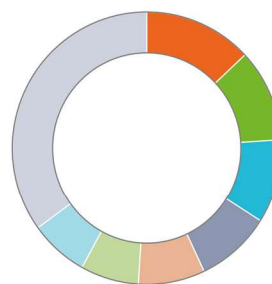
Top technology fields in São Paulo

Patents



Medical tech. (10%)	Pharma (6%)
Organic fine chem. (8%)	Basic materials chem. (6%)
Other machines (8%)	Handling (5%)
Molecular chem. (6%)	Other (51%)

Publications



Clinical medicine (13%)	Earth sciences (8%)
Surgery (11%)	Chemistry (7%)
Applied biology (10%)	Technology (7%)
Fundamental biology (9%)	Other (35%)

24% of São Paulo's PCT patent applications are filed in collaboration with other inventors, with **Rio De Janeiro**, **Porto Alegre** and **Philadelphia** emerging as the top collaborative locations.

46% of São Paulo's scientific articles are published in collaboration with other organizations, with the top three collaborating locations being **Rio De Janeiro**, **New York City** and **Boston-Cambridge**.