


Global Innovation Index 2024

Beijing, China



Beijing is the second-ranked cluster, out of 26 Chinese clusters, that falls within the top 100 S&T clusters in 2024. It filed **2,189 PCT applications** and published **15,893 scientific articles**, both per 1 million inhabitants over the last five years, making it the:

3rd largest science and technology cluster in 2024

11th S&T cluster by intensity (relative to population density) in 2024

Top PCT applicants

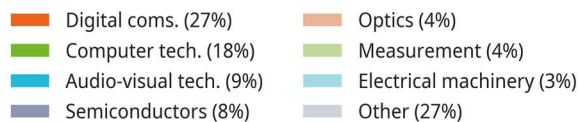
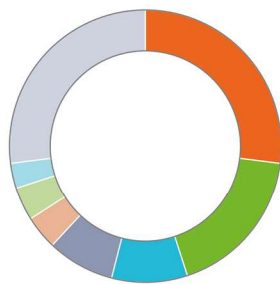
		Patents	Share
1	BOE TECHNOLOGY	9,607	23%
2	BEIJING XIAOMI MOBILE SOFTWARE	3,777	9%
3	BEIJING BYTEDANCE NETWORK TECH.	1,223	3%

Top publishing organizations

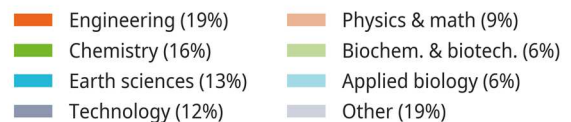
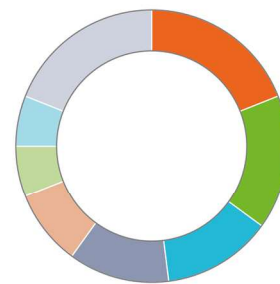
		Articles	Share
1	TSINGHUA UNIVERSITY	24,300	8%
2	PEKING UNIVERSITY	21,438	7%
3	UNIV. OF CHINESE ACADEMY OF SCIENCES	20,843	7%

Top technology fields in Beijing

Patents



Publications



17% of Beijing's PCT patent applications are filed in collaboration with other inventors, with **San Jose–San Francisco**, **Tokyo–Yokohama** and **Los Angeles** emerging as the top collaborative locations.

63% of Beijing's scientific articles are published in collaboration with other organizations, with the top three collaborating locations being **Shenzhen–Hong Kong–Guangzhou**, **Shanghai–Suzhou** and **Nanjing**.