


Global Innovation Index 2024



Chongqing, China

Chongqing is the thirteenth-ranked cluster, out of 26 Chinese clusters, that falls within the top 100 S&T clusters in 2024. It filed **175 PCT applications** and published **5,597 scientific articles**, both per 1 million inhabitants over the last five years, making it the:

39th largest science and technology cluster in 2024

86th S&T cluster by intensity (relative to population density) in 2024

Top PCT applicants

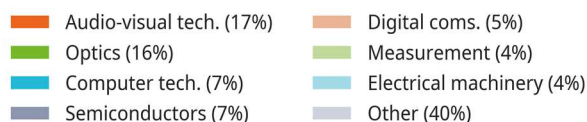
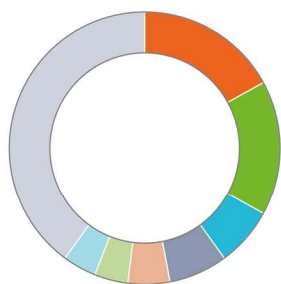
		Patents	Share
1	HKC	473	32%
2	CHONGQING HKC OPTOELECTRONICS TECH	85	6%
3	CHONGQING UNIVERSITY OF POSTS AND TELECOMMUNICATIONS	69	5%

Top publishing organizations

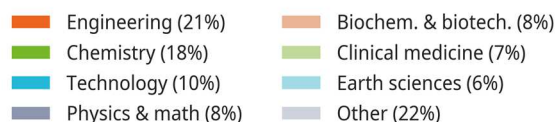
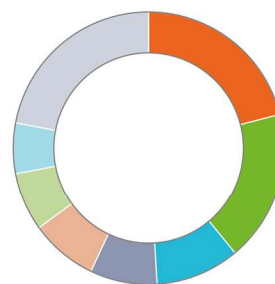
		Articles	Share
1	CHONGQING UNIVERSITY	14,485	30%
2	SOUTHWEST UNIVERSITY - CHINA	7,919	16%
3	CHONGQING MEDICAL UNIVERSITY	6,459	13%

Top technology fields in Chongqing

Patents



Publications



7% of Chongqing's PCT patent applications are filed in collaboration with other inventors, with **Shanghai-Suzhou**, **Shenzhen-Hong Kong-Guangzhou** and **San Jose-San Francisco** emerging as the top collaborative locations.

56% of Chongqing's scientific articles are published in collaboration with other organizations, with the top three collaborating locations being **Beijing**, **Chengdu** and **Shenzhen-Hong Kong-Guangzhou**.