


Global Innovation Index 2024

Fuzhou, China



Fuzhou is the twenty-third-ranked cluster, out of 26 Chinese clusters, that falls within the top 100 S&T clusters in 2024. It filed **154 PCT applications** and published **5,979 scientific articles**, both per 1 million inhabitants over the last five years, making it the:

85th largest science and technology cluster in 2024

84th S&T cluster by intensity (relative to population density) in 2024

Top PCT applicants

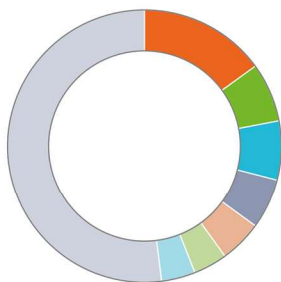
		Patents	Share
1	FUZHOU UNIVERSITY	109	19%
2	FUJIAN LANDI COMMERCIAL EQUIPMENT CO., LTD	51	9%
3	FJIRSM, CAS	29	5%

Top publishing organizations

		Articles	Share
1	FUZHOU UNIVERSITY	5,949	26%
2	FUJIAN MEDICAL UNIVERSITY	4,062	18%
3	FUJIAN AGRICULTURE & FORESTRY UNIVERSITY	3,598	16%

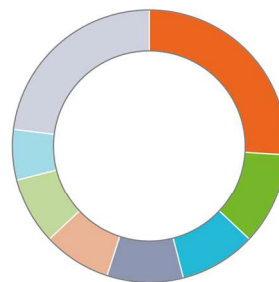
Top technology fields in Fuzhou

Patents



Computer tech. (15%)	Optics (5%)
Electrical machinery (7%)	Measurement (4%)
Digital coms. (7%)	IT methods (4%)
Medical tech. (6%)	Other (52%)

Publications



Chemistry (26%)	Applied biology (8%)
Engineering (11%)	Clinical medicine (8%)
Technology (9%)	Physics & math (6%)
Biochem. & biotech. (9%)	Other (23%)

10% of Fuzhou's PCT patent applications are filed in collaboration with other inventors, with **Beijing, Shenzhen-Hong Kong-Guangzhou** and **Shanghai-Suzhou** emerging as the top collaborative locations.

61% of Fuzhou's scientific articles are published in collaboration with other organizations, with the top three collaborating locations being **Beijing, Shenzhen-Hong Kong-Guangzhou** and **Shanghai-Suzhou**.