


Global Innovation Index 2024

Hefei, China



Hefei is the twelfth-ranked cluster, out of 26 Chinese clusters, that falls within the top 100 S&T clusters in 2024. It filed **692 PCT applications** and published **7,921 scientific articles**, both per 1 million inhabitants over the last five years, making it the:

36th largest science and technology cluster in 2024

48th S&T cluster by intensity (relative to population density) in 2024

Top PCT applicants

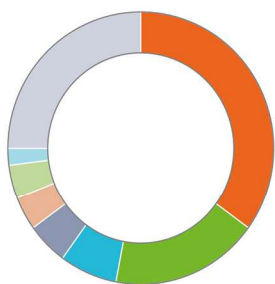
| | | Patents | Share |
|---|--|---------|-------|
| 1 | CHANGXIN MEMORY TECHNOLOGIES | 2,069 | 54% |
| 2 | UNIVERSITY OF SCIENCE AND TECH. OF CHINA | 114 | 3% |
| 3 | SUNGROW POWER SUPPLY CO., LTD | 92 | 2% |

Top publishing organizations

| | | Articles | Share |
|---|--|----------|-------|
| 1 | UNIVERSITY OF SCIENCE & TECH. OF CHINA | 10,938 | 25% |
| 2 | HEFEI UNIVERSITY OF TECHNOLOGY | 6,842 | 16% |
| 3 | UNIVERSITY OF SCIENCE & TECH. OF CHINA | 5,986 | 14% |

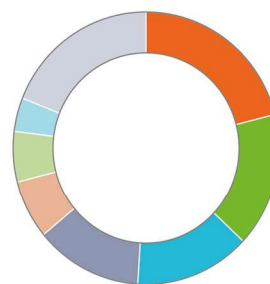
Top technology fields in Hefei

Patents



| | |
|---------------------------|---------------------------|
| Semiconductors (35%) | Other consumer goods (4%) |
| Computer tech. (18%) | Optics (4%) |
| Electrical machinery (7%) | Basic communication (2%) |
| Measurement (5%) | Other (25%) |

Publications



| | |
|----------------------|--------------------------|
| Chemistry (21%) | Earth sciences (7%) |
| Engineering (16%) | Biochem. & biotech. (6%) |
| Physics & math (14%) | Applied biology (4%) |
| Technology (13%) | Other (19%) |

3% of Hefei's PCT patent applications are filed in collaboration with other inventors, with **Shenzhen-Hong Kong-Guangzhou**, **Shanghai-Suzhou** and **Beijing** emerging as the top collaborative locations.

61% of Hefei's scientific articles are published in collaboration with other organizations, with the top three collaborating locations being **Beijing**, **Shanghai-Suzhou** and **Shenzhen-Hong Kong-Guangzhou**.