


Global Innovation Index 2024



Shenzhen-Hong Kong-Guangzhou

Shenzhen-Hong Kong-Guangzhou is a multi-cluster spanning an area around China and Hong-Kong, China. It filed **2,303 PCT applications** and published **3,469 scientific articles**, both per 1 million inhabitants over the last five years, making it the:

2nd largest science and technology cluster in 2024

30th S&T cluster by intensity (relative to population density) in 2024

Top PCT applicants

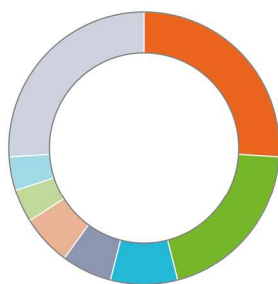
		Patents	Share
1	HUAWEI	26,949	23%
2	OPPO	9,001	8%
3	ZTE	6,606	6%

Top publishing organizations

		Articles	Share
1	SUN YAT SEN UNIVERSITY	22,539	13%
2	SOUTH CHINA UNIVERSITY OF TECHNOLOGY	15,657	9%
3	SHENZHEN UNIVERSITY	9,445	5%

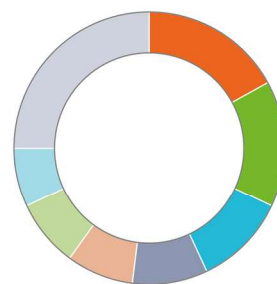
Top technology fields in Shenzhen-Hong Kong-Guangzhou

Patents



Digital coms. (26%)	Electrical machinery (6%)
Computer tech. (20%)	Measurement (4%)
Audio-visual tech. (8%)	Optics (4%)
Telecoms (6%)	Other (26%)

Publications



Chemistry (17%)	Clinical medicine (8%)
Engineering (15%)	Earth sciences (8%)
Technology (11%)	Physics & math (7%)
Biochem. & biotech. (9%)	Other (25%)

3% of Shenzhen-Hong Kong-Guangzhou's PCT patent applications are filed in collaboration with other inventors, with **Beijing**, **Shanghai-Suzhou** and **Melbourne** emerging as the top collaborative locations.

65% of Shenzhen-Hong Kong-Guangzhou's scientific articles are published in collaboration with other organizations, with the top three collaborating locations being **Beijing**, **Shanghai-Suzhou** and **Wuhan**.