


Global Innovation Index 2024

Shenyang, China



Shenyang is the seventeenth-ranked cluster, out of 26 Chinese clusters, that falls within the top 100 S&T clusters in 2024. It filed **110 PCT applications** and published **5,883 scientific articles**, both per 1 million inhabitants over the last five years, making it the:

61st largest science and technology cluster in 2024

89th S&T cluster by intensity (relative to population density) in 2024

Top PCT applicants

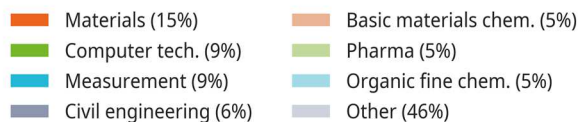
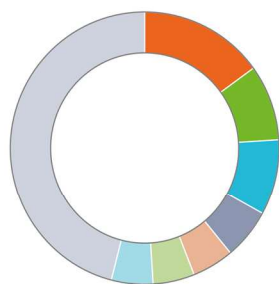
		Patents	Share
1	NORTHEASTERN UNIVERSITY	278	40%
2	SIA, CAS	44	6%
3	SHENYANG SINOCEM AGROCHEMICALS R&D CO., LTD.	36	5%

Top publishing organizations

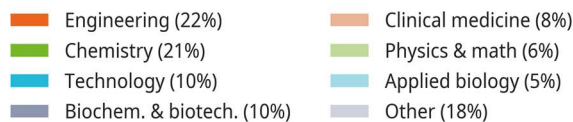
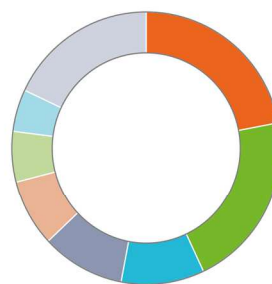
		Articles	Share
1	NORTHEASTERN UNIVERSITY	12,012	33%
2	CHINA MEDICAL UNIVERSITY	7,430	20%
3	SHENYANG PHARMACEUTICAL UNIVERSITY	2,386	6%

Top technology fields in Shenyang

Patents



Publications



13% of Shenyang's PCT patent applications are filed in collaboration with other inventors, with **Beijing**, **Shanghai-Suzhou** and **Tianjin** emerging as the top collaborative locations.

51% of Shenyang's scientific articles are published in collaboration with other organizations, with the top three collaborating locations being **Beijing**, **Shenzhen-Hong Kong-Guangzhou** and **Shanghai-Suzhou**.