


Global Innovation Index 2024

Tianjin, China



Tianjin is the eleventh-ranked cluster, out of 26 Chinese clusters, that falls within the top 100 S&T clusters in 2024. It filed **168 PCT applications** and published **7,229 scientific articles**, both per 1 million inhabitants over the last five years, making it the:

34th largest science and technology cluster in 2024

78th S&T cluster by intensity (relative to population density) in 2024

Top PCT applicants

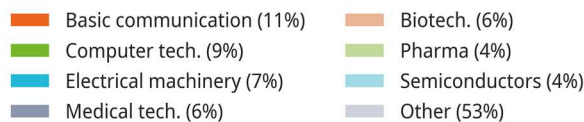
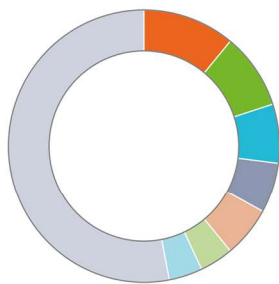
		Patents	Share
1	TIANJIN UNIVERSITY	283	20%
2	ROFS MICROSYSTEM	81	6%
3	SEW-EURODRIVE GMBH & CO KG	58	4%

Top publishing organizations

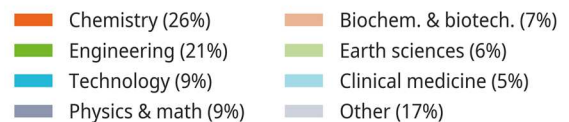
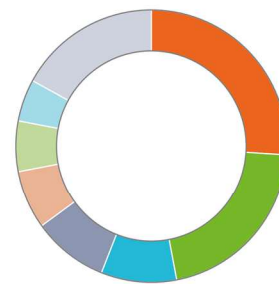
		Articles	Share
1	TIANJIN UNIVERSITY	19,085	32%
2	NANKAI UNIVERSITY	8,943	15%
3	TIANJIN MEDICAL UNIVERSITY	5,349	9%

Top technology fields in Tianjin

Patents



Publications



13% of Tianjin's PCT patent applications are filed in collaboration with other inventors, with **Beijing, Shenzhen-Hong Kong-Guangzhou** and **Shanghai-Suzhou** emerging as the top collaborative locations.

57% of Tianjin's scientific articles are published in collaboration with other organizations, with the top three collaborating locations being **Beijing, Shenzhen-Hong Kong-Guangzhou** and **Shanghai-Suzhou**.