


Global Innovation Index 2024

Chennai, India



Chennai is the third-ranked cluster, out of 4 Indian clusters, that falls within the top 100 S&T clusters in 2024. It filed **110 PCT applications** and published **1,871 scientific articles**, both per 1 million inhabitants over the last five years, making it the:

82nd largest science and technology cluster in 2024

96th S&T cluster by intensity (relative to population density) in 2024

Top PCT applicants

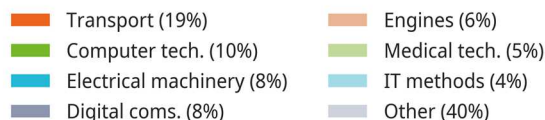
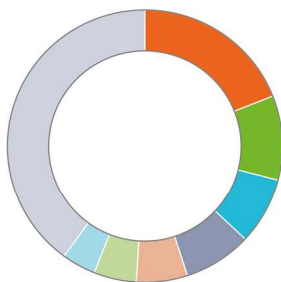
		Patents	Share
1	TVS MOTOR COMPANY	354	30%
2	INDIAN INSTITUTE OF TECHNOLOGY	128	11%
3	LM ERICSSON	70	6%

Top publishing organizations

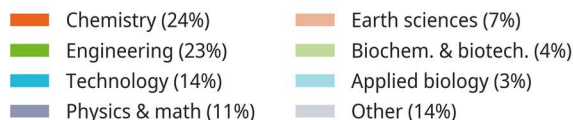
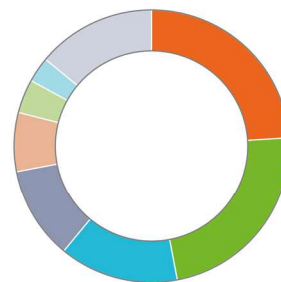
		Articles	Share
1	IIT - MADRAS	5,359	26%
2	ANNA UNIVERSITY CHENNAI	2,410	12%
3	UNIVERSITY OF MADRAS	889	4%

Top technology fields in Chennai

Patents



Publications



31% of Chennai's PCT patent applications are filed in collaboration with other inventors, with **Bengaluru**, **San Jose-San Francisco** and **Tokyo-Yokohama** emerging as the top collaborative locations.

38% of Chennai's scientific articles are published in collaboration with other organizations, with the top three collaborating locations being **Bengaluru**, **Delhi** and **Mumbai**.