

Global Innovation Index 2024



Denver, United States

Denver is the thirteenth-ranked cluster, out of 20 American clusters, that falls within the top 100 S&T clusters in 2024. It filed **1,062 PCT applications** and published **7,029 scientific articles**, both per 1 million inhabitants over the last five years, making it the:

60th largest science and technology cluster in 2024

39th S&T cluster by intensity (relative to population density) in 2024

Top PCT applicants

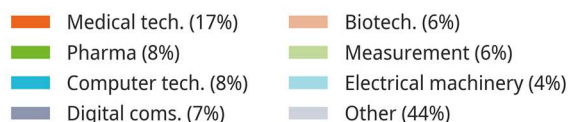
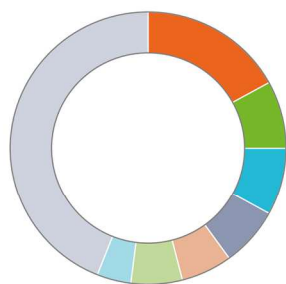
		Patents	Share
1	UNIVERSITY OF COLORADO	344	10%
2	COVIDIEN LP	140	4%
3	DISH WIRELESS L.L.C.	80	2%

Top publishing organizations

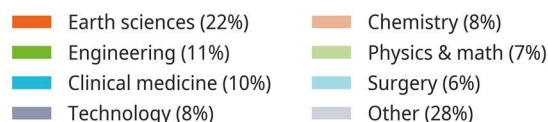
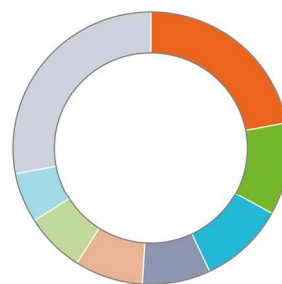
		Articles	Share
1	UNIVERSITY OF COLORADO BOULDER	5,815	27%
2	UNIVERSITY OF COLORADO ANSCHUTZ MEDICAL CAMPUS	3,296	15%
3	UNIVERSITY OF COLORADO HEALTH SCIENCE CENTER	1,967	9%

Top technology fields in Denver

Patents



Publications



28% of Denver's PCT patent applications are filed in collaboration with other inventors, with **San Jose–San Francisco**, **Boston–Cambridge** and **Houston** emerging as the top collaborative locations.

73% of Denver's scientific articles are published in collaboration with other organizations, with the top three collaborating locations being **Washington**, **San Jose–San Francisco** and **Boston–Cambridge**.