


Global Innovation Index 2024



New York City, United States

New York City is the fourth-ranked cluster, out of 20 American clusters, that falls within the top 100 S&T clusters in 2024. It filed **864 PCT applications** and published **4,693 scientific articles**, both per 1 million inhabitants over the last five years, making it the:

11th largest science and technology cluster in 2024

65th S&T cluster by intensity (relative to population density) in 2024

Top PCT applicants

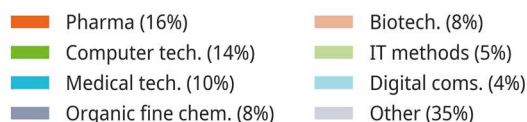
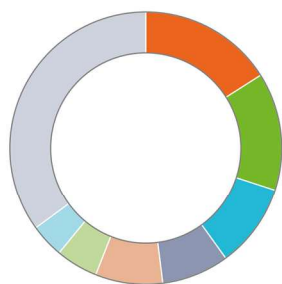
		Patents	Share
1	IBM	812	6%
2	REGENERON PHARMACEUTICALS	476	3%
3	COLUMBIA UNIVERSITY	385	3%

Top publishing organizations

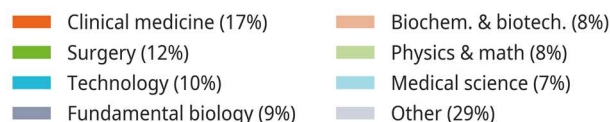
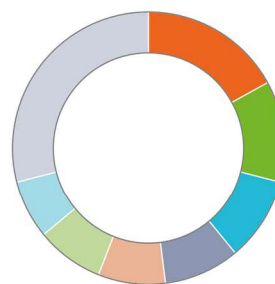
		Articles	Share
1	COLUMBIA UNIVERSITY	9,193	12%
2	NEW YORK UNIVERSITY	5,804	8%
3	PRINCETON UNIVERSITY	5,426	7%

Top technology fields in New York City

Patents



Publications



38% of New York City's PCT patent applications are filed in collaboration with other inventors, with **Boston-Cambridge**, **San Jose-San Francisco** and **Philadelphia** emerging as the top collaborative locations.

74% of New York City's scientific articles are published in collaboration with other organizations, with the top three collaborating locations being **Boston-Cambridge**, **Washington** and **San Jose-San Francisco**.