

Global Innovation Index 2024



San Diego, United States

San Diego is the third-ranked cluster, out of 20 American clusters, that falls within the top 100 S&T clusters in 2024. It filed **6,279 PCT applications** and published **5,189 scientific articles**, both per 1 million inhabitants over the last five years, making it the:

10th largest science and technology cluster in 2024

6th S&T cluster by intensity (relative to population density) in 2024

Top PCT applicants

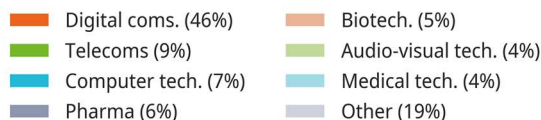
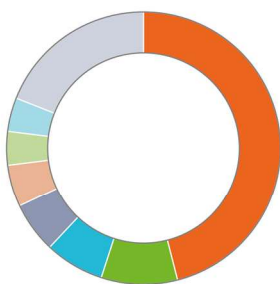
		Patents	Share
1	QUALCOMM	15,408	63%
2	HEWLETT-PACKARD	446	2%
3	UNIVERSITY OF CALIFORNIA	414	2%

Top publishing organizations

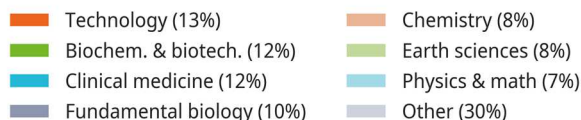
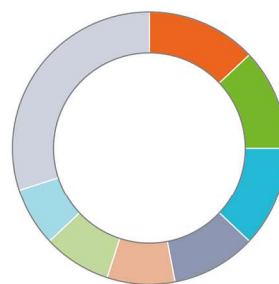
		Articles	Share
1	UNIVERSITY OF CALIFORNIA SAN DIEGO	11,861	58%
2	SAN DIEGO STATE UNIVERSITY	1,327	7%
3	SCRIPPS RESEARCH INSTITUTE	1,145	6%

Top technology fields in San Diego

Patents



Publications



16% of San Diego's PCT patent applications are filed in collaboration with other inventors, with **San Jose–San Francisco**, **Los Angeles** and **Beijing** emerging as the top collaborative locations.

76% of San Diego's scientific articles are published in collaboration with other organizations, with the top three collaborating locations being **San Jose–San Francisco**, **New York City** and **Boston–Cambridge**.