

Global Innovation Index 2024



San Jose–San Francisco, United States

San Jose–San Francisco is the top-ranked cluster, out of 20 American clusters, that falls within the top 100 S&T clusters in 2024. It filed **7,885 PCT applications** and published **9,211 scientific articles**, both per 1 million inhabitants over the last five years, making it the:

6th largest science and technology cluster in 2024

2nd S&T cluster by intensity (relative to population density) in 2024

Top PCT applicants

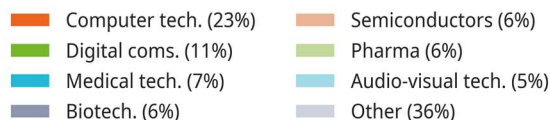
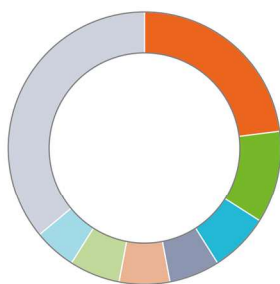
		Patents	Share
1	GOOGLE	3,732	8%
2	APPLE	2,498	5%
3	APPLIED MATERIALS	2,379	5%

Top publishing organizations

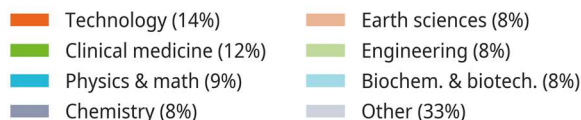
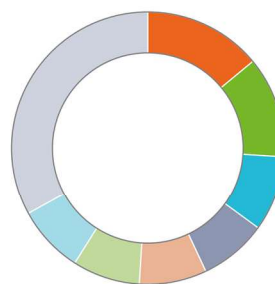
		Articles	Share
1	STANFORD UNIVERSITY	16,499	29%
2	UNIVERSITY OF CALIFORNIA SAN FRANCISCO	9,578	17%
3	UNIVERSITY OF CALIFORNIA BERKELEY	8,705	15%

Top technology fields in San Jose–San Francisco

Patents



Publications



23% of San Jose–San Francisco's PCT patent applications are filed in collaboration with other inventors, with **San Diego, Beijing** and **Boston–Cambridge** emerging as the top collaborative locations.

77% of San Jose–San Francisco's scientific articles are published in collaboration with other organizations, with the top three collaborating locations being **Boston–Cambridge, New York City** and **Washington**.