



PCT Statistics

Meeting of International Authorities

31st Session

Beijing
October 16, 2024

Outline

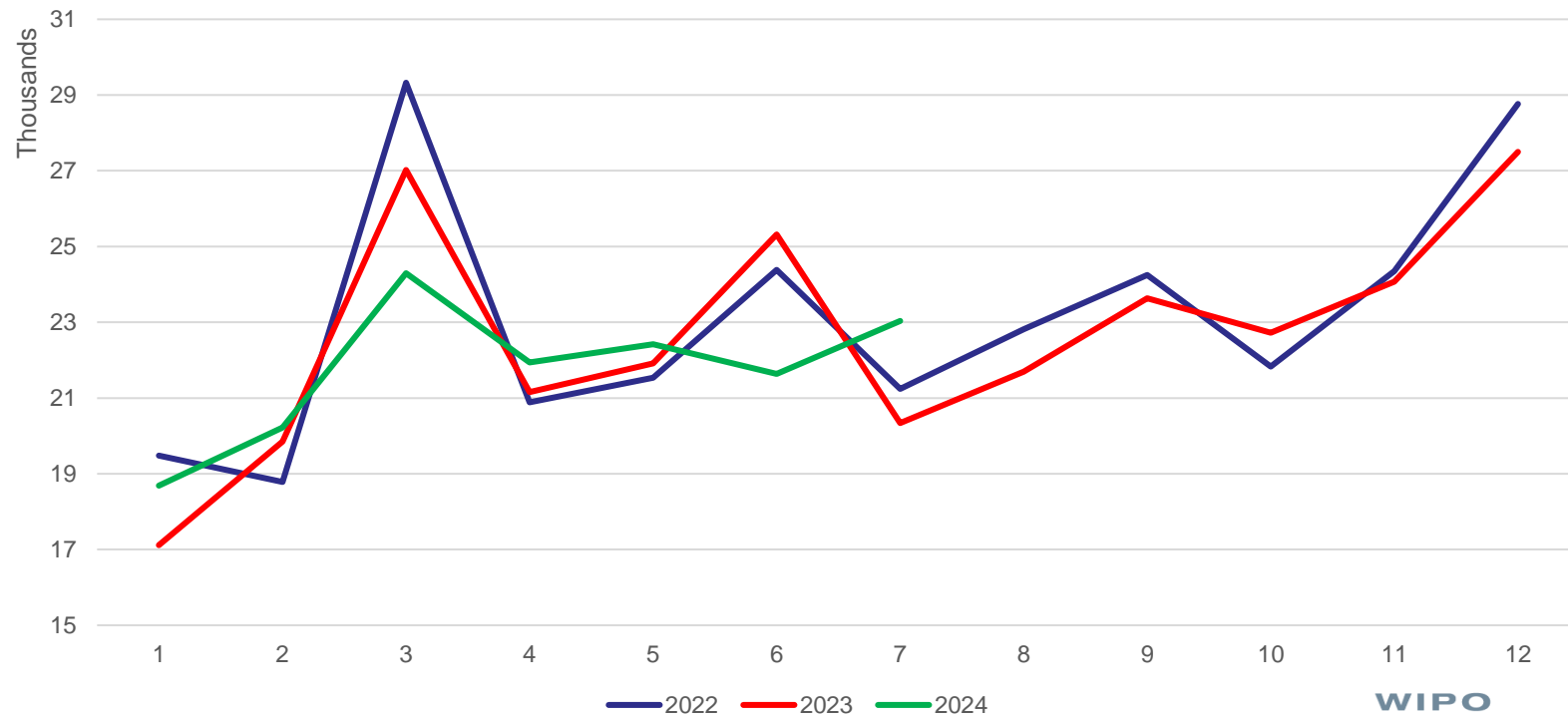
- International Filings
 - Data for 2023
 - Medium of Filing
- National Phase Entries
- International Authorities
 - International Search
 - Supplementary International Search
 - International Preliminary Examination
- PCT-PPH pilot

PCT Filings in 2023

- 272,600 international applications filed in 2023 (-0.2%)
- Top 5 countries: China (69,610 -0.6%), United States of America (55,678, -5.3%), Japan (48,879 -2.9%), Republic of Korea (22,288 +1.2%) and Germany (16,916 -3.2%)
- Top applicant: Huawei Technologies (6,494 published PCT applications in 2023, -15%)
- Top educational institution filer: University of California (531 published PCT applications in 2022, -3.8%)
- More information in PCT Yearly Review 2024

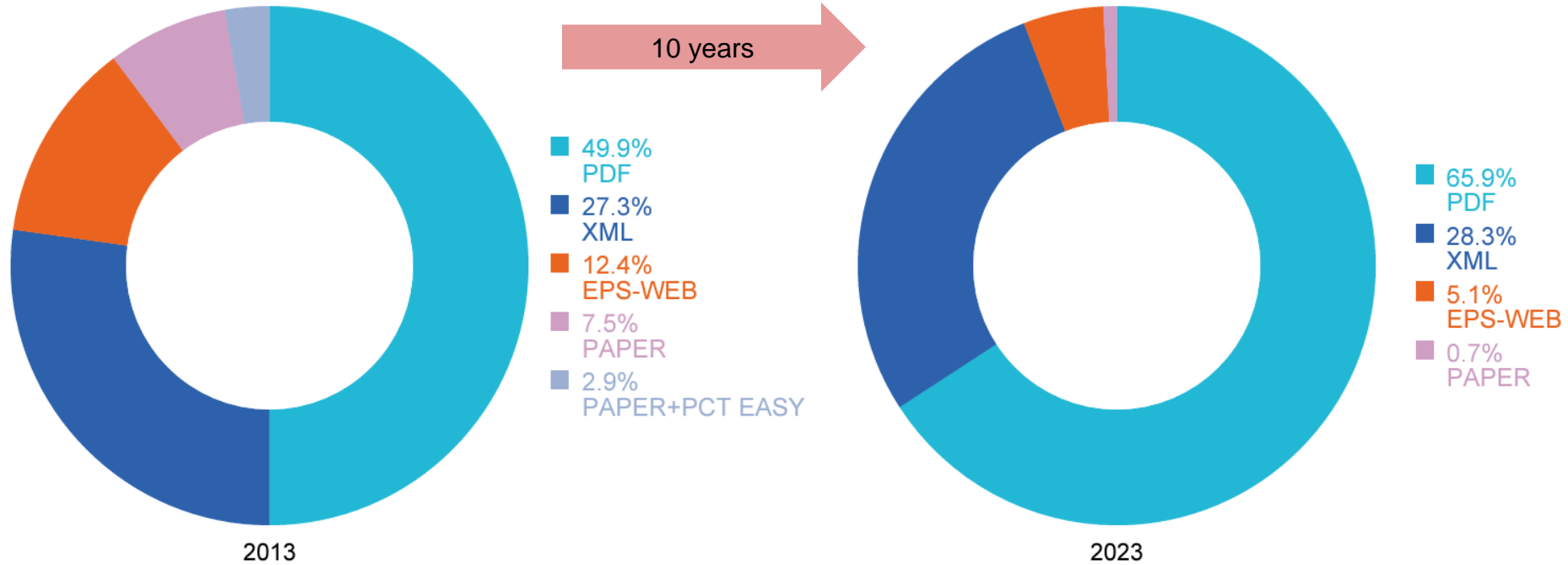
PCT Filings from 2022, month-to-month

PCT filings - monthly statistics



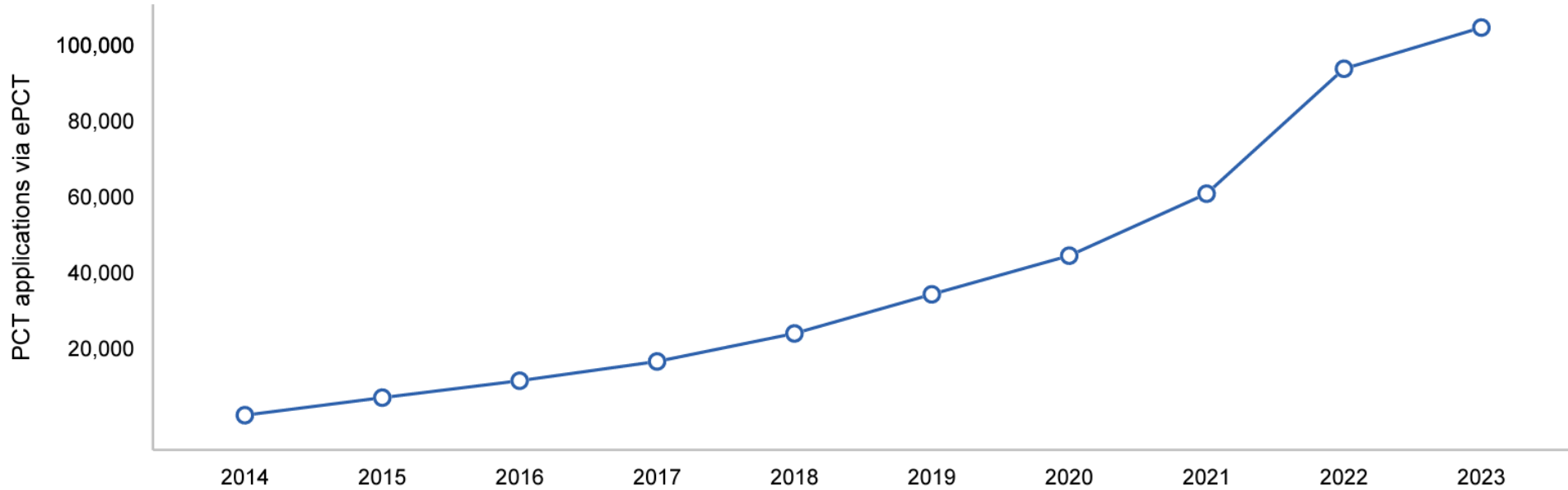
Source: WIPO Statistics Database, October 2024, last data update September 2024

Medium of Filing



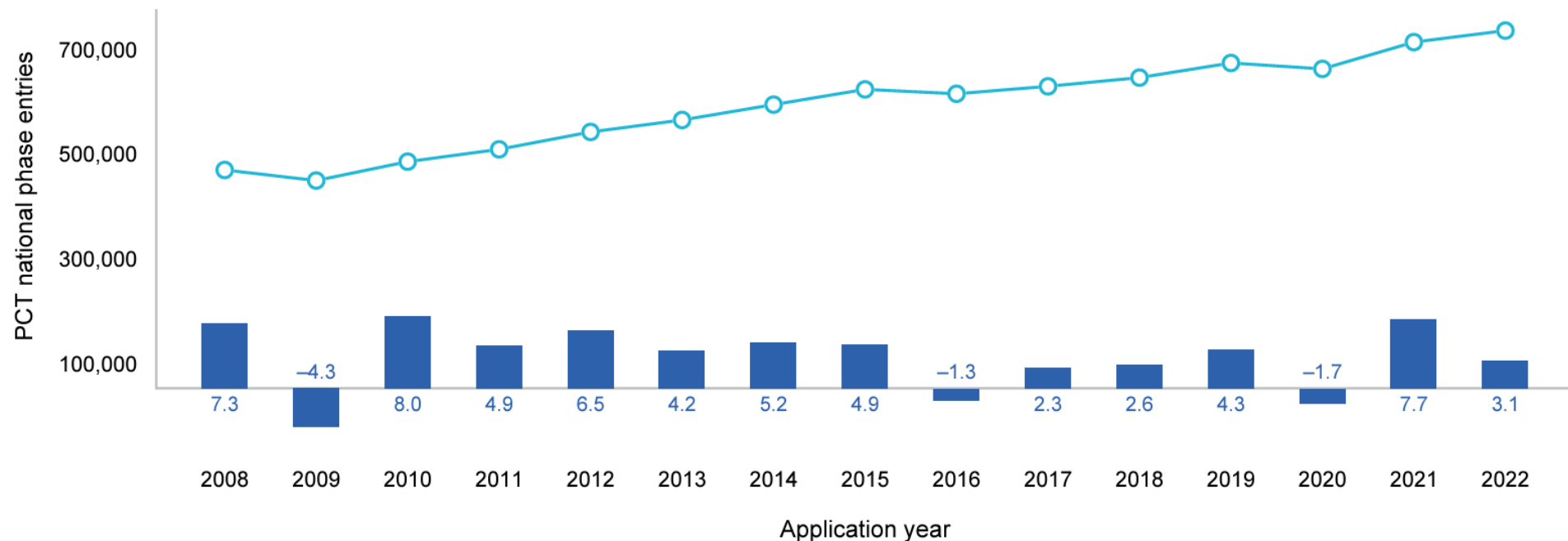
Source: WIPO statistics database. March 2024, PCT Yearly Review 2024

Medium of Filing : ePCT



Nearly 105,000 PCT applications were filed using ePCT in 2023 (+11.6 %). About a third (38.4 %) of all PCT applications filed globally in 2023 were filed using ePCT

PCT National Phase Entries



737,000 total national phase entries in 2022 (+3.1%)

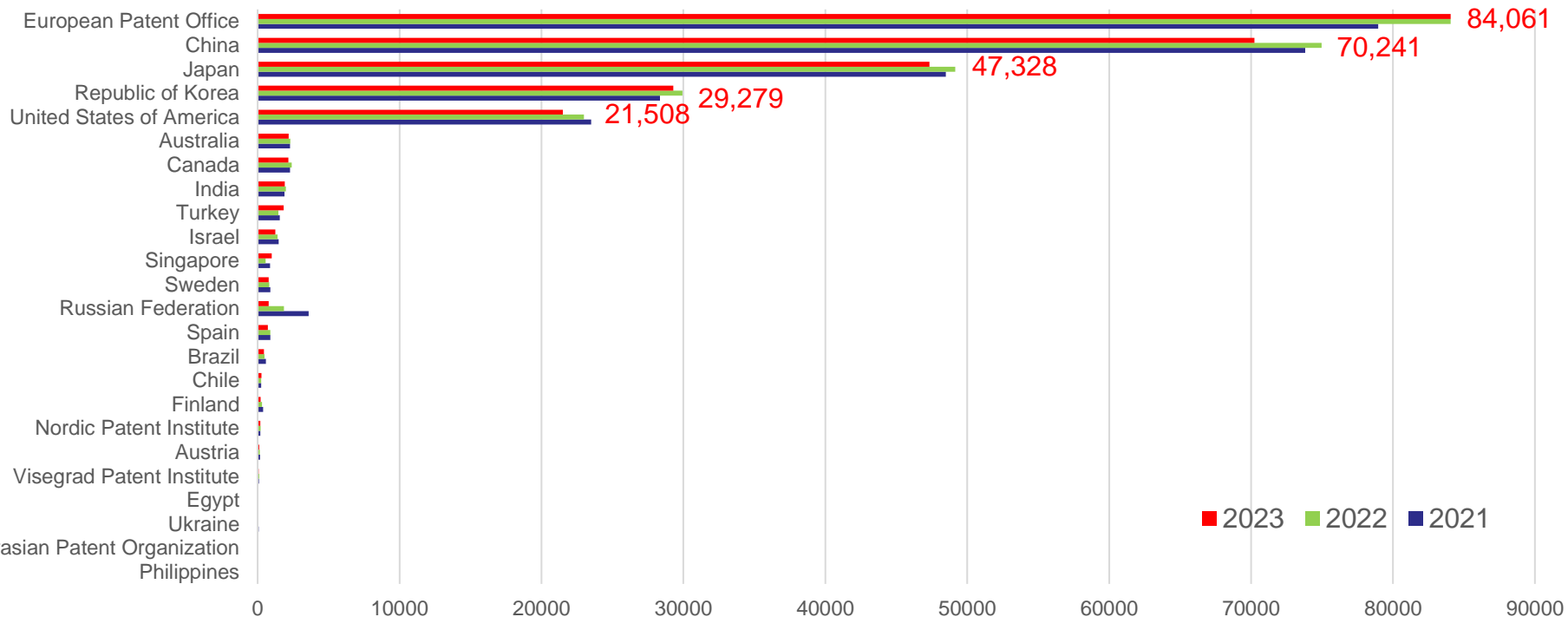
618,000 non-resident national phase entries in 2022

PCT system accounted for 59 % of all non-resident filings in 2021 and 2022

International Authorities

- International Search Reports
 - Distribution by International Authority
 - Timeliness of Transmission to International Bureau
 - A1 Publication Percentage
- Supplementary International Search Reports
- International Preliminary Examination Reports
 - Number of IPRPs per IPEA
 - Timeliness of Transmission to International Bureau

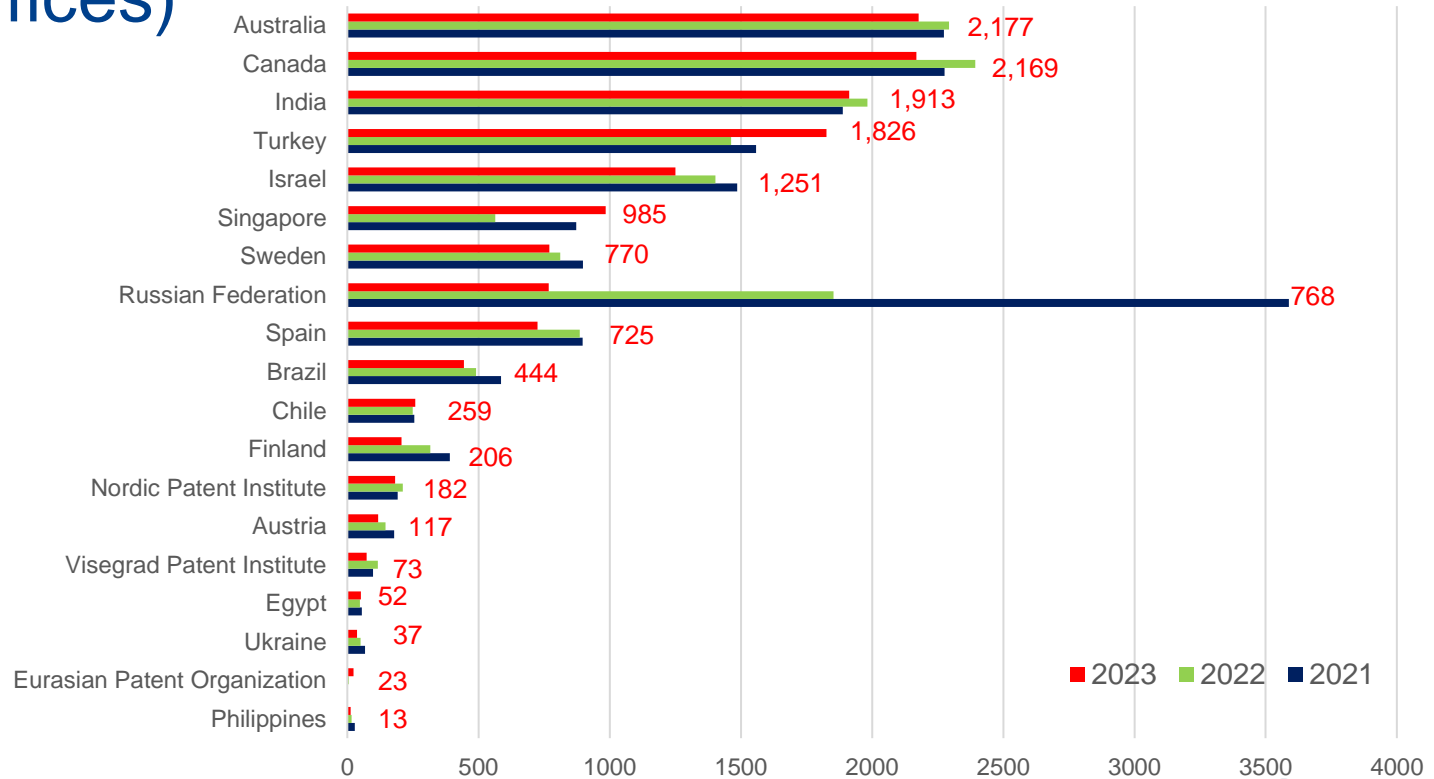
Distribution of ISRs established by ISA



Data based on international filing year of application

Source: WIPO statistics database. October 2024

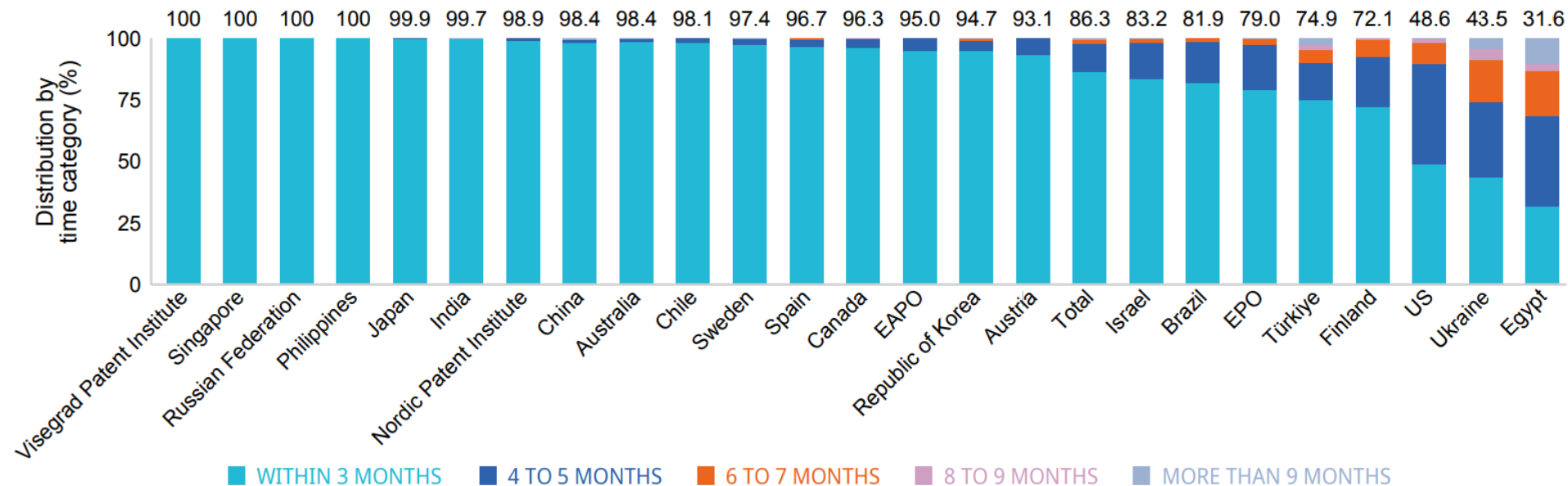
Distribution of ISRs established by ISA (excluding IP5 Offices)



Data based on international filing year of application

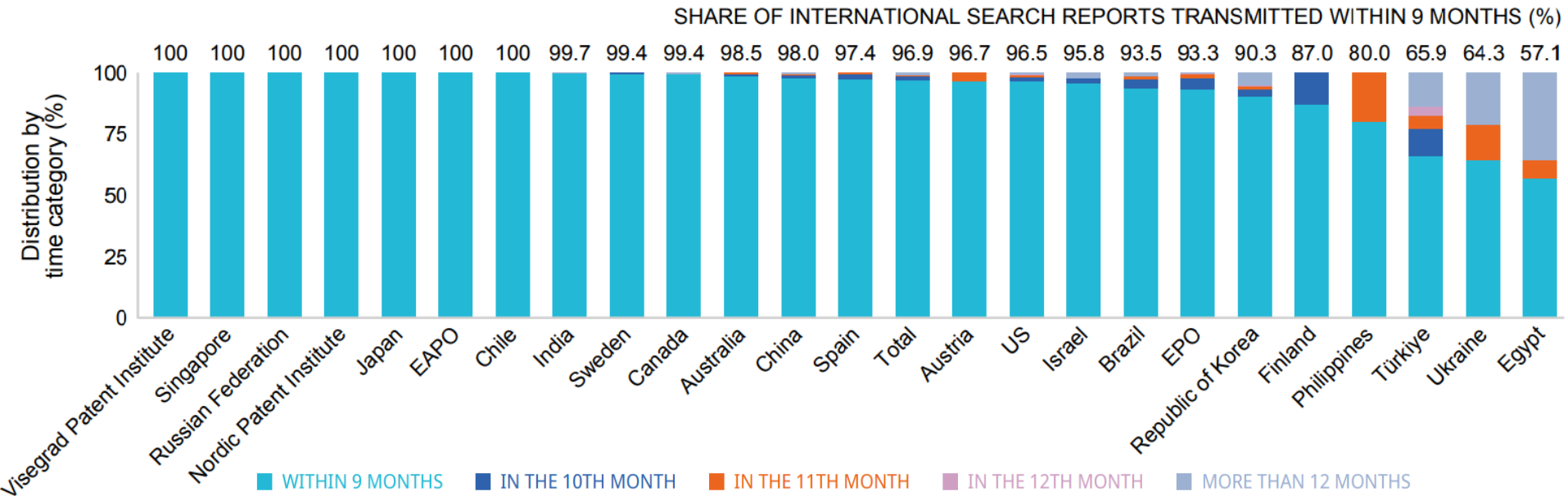
Timeliness in Transmitting ISRs to the IB measured from Date of Receipt of Search Copy by ISA for 2023

SHARE OF INTERNATIONAL SEARCH REPORTS TRANSMITTED WITHIN 3 MONTHS (%)



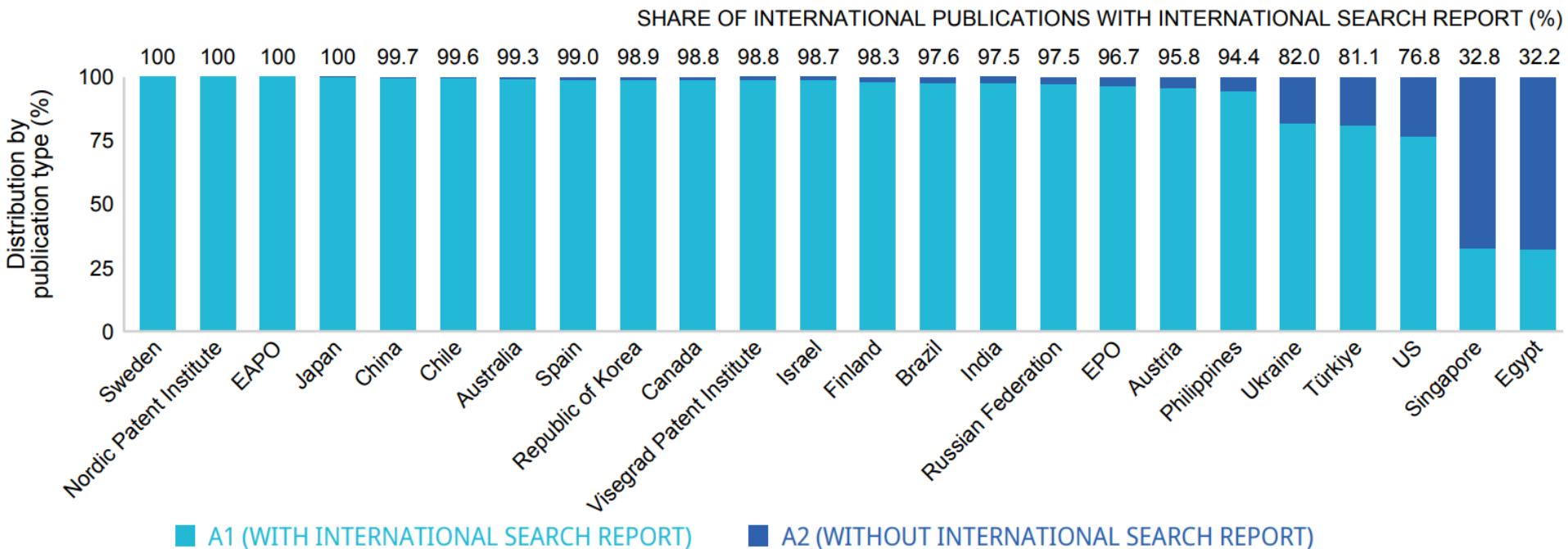
In 2023, 86.3% of all ISRs were transmitted within 3 months of date of receipt of search copy (up from 84.6% in 2022)

Timeliness in Transmitting ISRs to the IB measured from Priority Date by ISA for 2023



In 2023, 96.9% of all ISRs required to be transmitted to the International Bureau within 9 months of the priority date met this deadline (up from 89.6% in 2022)

PCT A1 Publication Percentage by ISA in 2023



The International Bureau published more than 96.3% of PCT applications together with an ISR (slightly down from 97.6 % in 2022)

Supplementary International Search Requests

	2016	2017	2018	2019	2020	2021	2022	2023	2024 (partial)
Austria		1	1	2	2	1		3	1
European Patent Office	44	40	54	94	50	48	48	28	20
Nordic Patent Institute				2	1	1			1
Russian Federation	3	6		3	1	3			
Singapore	1		3	4	2		3		
Sweden			3	1	1	1	1	1	
Turkey			1	2	1				
Ukraine		2	1	4	1		1		1
Visegrad Patent Institute				2	1				
Total	48	49	63	114	60	54	53	32	23

Number of IPRPs issued by IPEA

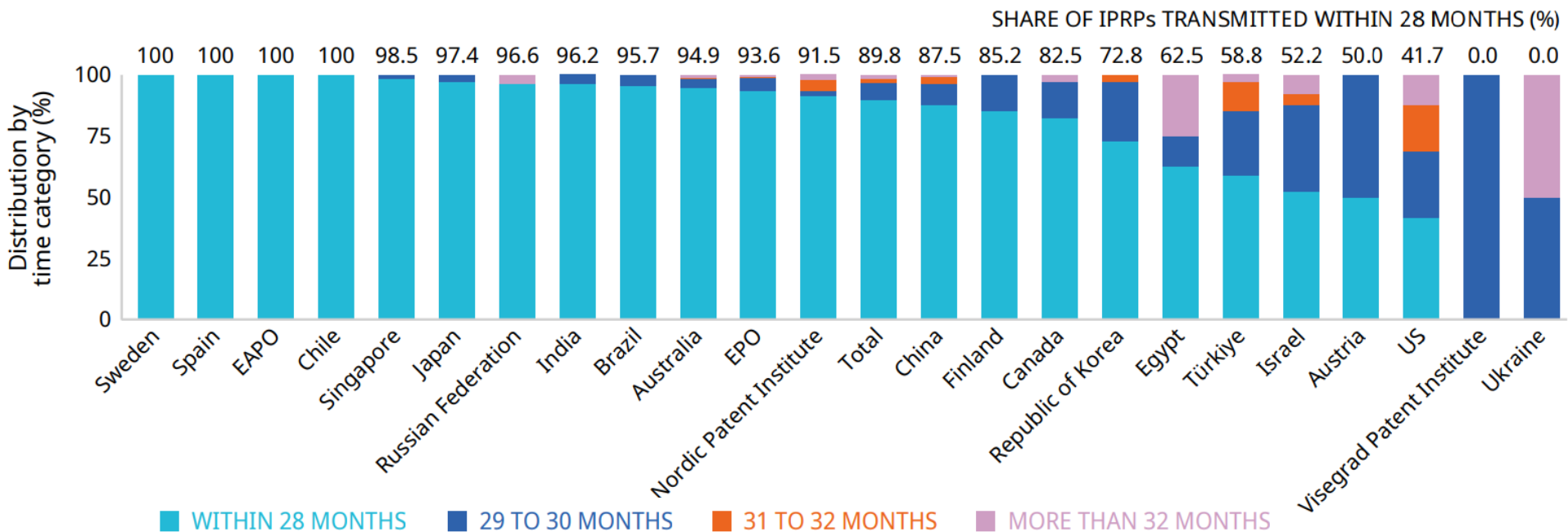
International Preliminary Examining Authority	Year			2023 share (%)	Change from 2022 (%)
	2021	2022	2023		
Australia	505	421	448	5.3	6.4
Austria	11	4	2	0.0	-50.0
Brazil	80	87	93	1.1	6.9
Canada	173	145	154	1.8	6.2
Chile	12	17	7	0.1	-58.8
China	412	372	255	3.0	-31.5
Egypt	2	0	8	0.1	n.a.
Eurasian Patent Organization	0	1	3	0.0	200.0
European Patent Office	5,302	5,177	4,957	58.8	-4.2
Finland	39	38	27	0.3	-28.9
India	67	59	53	0.6	-10.2
Israel	76	75	90	1.1	20.0
Japan	1,562	1,399	1,412	16.8	0.9
Nordic Patent Institute	33	32	47	0.6	46.9
Philippines	0	1	0	0.0	-100.0
Republic of Korea	133	108	114	1.4	5.6
Russian Federation	59	45	29	0.3	-35.6
Singapore	109	80	66	0.8	-17.5
Spain	51	53	34	0.4	-35.8
Sweden	74	69	62	0.7	-10.1
Türkiye	57	53	34	0.4	-35.8
Ukraine	7	9	2	0.0	-77.8
United States of America	966	688	528	6.3	-23.3
Visegrad Patent Institute	5	1	1	0.0	0.0
Total	9,735	8,934	8,426	100.0	-5.7

Steady decline over the last few years (dropped by further 5.7% in 2023)

EPO and Japan issued 75.6% of all Chapter II IPRPs

Source : PCT Yearly Review 2024 (data for 2023 may be incomplete)

Timeliness in transmitting IPRPs by IPEA in 2023



In 2023, 89.8% of IPRPs were transmitted to the International Bureau within 28 months of the priority date (91.3% in 2022)

Timeliness calculated as time elapsed between priority date and date on which International Bureau received IPRP from IPEA

Source: WIPO statistics database. March 2024

PCT-PPH pilot

Office of later examination	Japan	EPO	US	China	Republic of Korea	Canada	Israel	Australia	Singapore	Spain	NPI	Finland	Sweden	Others	Total
Japan	1,205	478	63	119	55	12	7	5	1	1	2	1	0	0	1,949
China	310	649	148	0	97	17	9	0	11	0	0	5	5	6	1,257
Canada	36	214	286	34	30	71	5	13	1	0	3	4	0	1	698
Republic of Korea	138	169	73	73	83	7	5	5	1	0	0	1	0	18	573
EPO	146	0	117	129	46	15	2	12	2	0	0	0	0	0	469
Australia	25	120	97	0	18	6	1	0	1	0	7	0	1	3	279
Israel	11	112	59	7	4	0	47	0	2	0	0	0	0	0	242
Singapore	24	56	34	13	6	2	13	7	0	0	2	0	0	3	160
Philippines	64	14	47	0	5	0	0	0	0	0	0	0	0	0	130
Brazil	8	72	20	4	3	0	0	0	0	1	0	0	3	10	121
Mexico	10	55	14	2	2	1	0	0	0	14	0	0	0	0	98
Colombia	4	13	39	0	1	0	0	6	0	0	0	0	0	3	66
UK	19	0	12	15	1	0	0	0	0	0	0	0	0	0	47
New Zealand	3	0	10	0	0	2	0	14	0	0	0	0	0	0	29
Hungary	0	0	0	10	0	0	0	0	0	0	0	0	0	0	10
France	5	0	0	0	0	0	0	0	0	0	0	0	0	0	5
Others	0	3	0	0	0	0	0	0	0	0	0	0	1	2	6
Total	2,008	1,955	1,019	406	351	133	89	62	19	16	14	11	10	46	6,139

- Data for several offices of later examination (e.g. Germany, Indonesia, US) not available

Further information:

2024 PCT Yearly Review

The International Patent System

WIPO Publication No. 901EN/2024

WIPO IP Statistics Data Center

<http://www.wipo.int/ipstats/en/>