



Chongqing, China

Chongqing is the thirteenth-ranked cluster, out of 24 Chinese clusters, that falls within the top 100 S&T clusters in 2023. It filed **192 PCT applications** and published **4,822 scientific articles**, both per 1 million inhabitants over the last five years, making it the:

44th largest science and technology cluster in 2023 (up five spots from 2022)

90th S&T cluster by intensity (relative to population density) in 2023 (up one spot from 2022)

Top PCT applicants

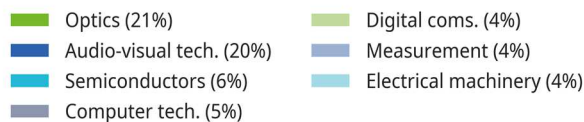
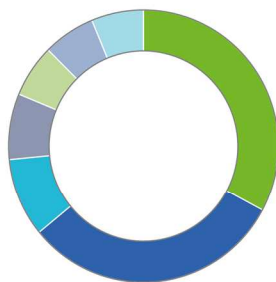
		Patents	Share
1	Hkc	725	44%
2	Chongqing Hkc Optoelectronics Tech	84	5%
3	Chongqing University of Posts & Telecommunications	58	4%

Top publishing organizations

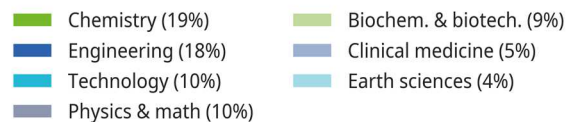
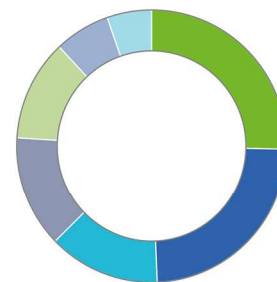
		Articles	Share
1	Chongqing University	12,700	31%
2	Southwest University - China	7,449	18%
3	Chongqing Medical University	5,494	13%

Top technology fields in Chongqing

Patents



Publications



6% of Chongqing's PCT patent applications are filed in collaboration with other inventors, with **Shenzhen-Hong Kong-Guangzhou**, **Shanghai-Suzhou** and **Beijing** emerging as the top collaborative locations.

54% of Chongqing's scientific articles are published in collaboration with other organizations, with the top three collaborating locations being **Beijing**, **Chengdu** and **Shenzhen-Hong Kong-Guangzhou**.