



Hangzhou, China

Hangzhou is the sixth-ranked cluster, out of 24 Chinese clusters, that falls within the top 100 S&T clusters in 2023. It filed **1,532 PCT applications** and published **8,962 scientific articles**, both per 1 million inhabitants over the last five years, making it the:

14th largest science and technology cluster in 2023 (unchanged from 2022)

29th S&T cluster by intensity (relative to population density) in 2023 (up four spots from 2022)

Top PCT applicants

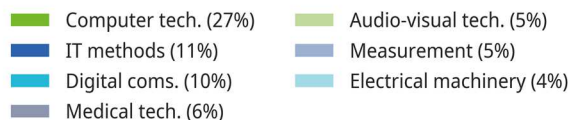
		Patents	Share
1	Alibaba Group	2,382	22%
2	Zhejiang University	895	8%
3	Hikvision Digital Technology	560	5%

Top publishing organizations

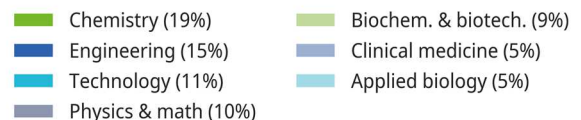
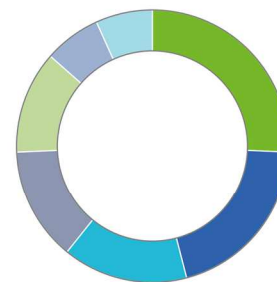
		Articles	Share
1	Zhejiang University	31,955	51%
2	Zhejiang University of Technology	5,809	9%
3	Hangzhou Dianzi University	3,019	5%

Top technology fields in Hangzhou

Patents



Publications



6% of Hangzhou's PCT patent applications are filed in collaboration with other inventors, with **Beijing, Shanghai-Suzhou** and **San Jose-San Francisco** emerging as the top collaborative locations.

58% of Hangzhou's scientific articles are published in collaboration with other organizations, with the top three collaborating locations being **Beijing, Shanghai-Suzhou** and **Shenzhen-Hong Kong-Guangzhou**.