



Tehran, Iran (Islamic Republic of)

Tehran is the only cluster within Iran (Islamic Republic of) that falls within the top 100 S&T clusters in 2023. It filed **37 PCT applications** and published **9,320 scientific articles**, both per 1 million inhabitants over the last five years, making it the:

34th largest science and technology cluster in 2023 (down one spot from 2022)

68th S&T cluster by intensity (relative to population density) in 2023 (down two spots from 2022)

Top PCT applicants

Patents Share

Rank	Applicant	Patents	Share
1	Ghanbari, Ahmad	8	3%
2	Tavakoli, Shahrooz	6	2%
3	Asadi, Hossein	5	2%


Top publishing organizations

Articles Share

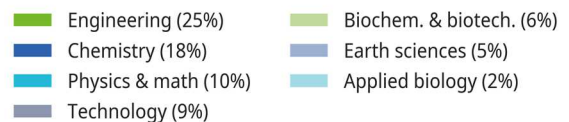
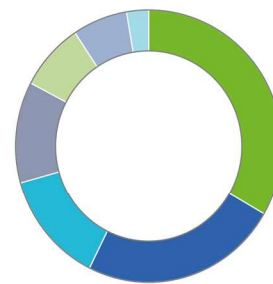
Rank	Organization	Articles	Share
1	University of Tehran	7,728	12%
2	Islamic Azad University	5,911	9%
3	Amirkabir University of Technology	5,187	8%

Top technology fields in Tehran

Patents



Publications



6% of Tehran's PCT patent applications are filed in collaboration with other inventors, with **Los Angeles, Boston-Cambridge** and **Paris** emerging as the top collaborative locations.

22% of Tehran's scientific articles are published in collaboration with other organizations, with the top three collaborating locations being **Boston-Cambridge, London** and **Seoul**.