



Philadelphia, United States

Philadelphia is the tenth-ranked cluster, out of 21 American clusters, that falls within the top 100 S&T clusters in 2023. It filed **1,062 PCT applications** and published **6,364 scientific articles**, both per 1 million inhabitants over the last five years, making it the:

35th largest science and technology cluster in 2023 (down one spot from 2022)

46th S&T cluster by intensity (relative to population density) in 2023 (up four spots from 2022)

Top PCT applicants

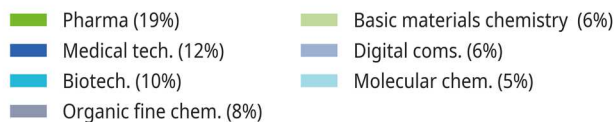
		Patents	Share
1	University of Pennsylvania	282	5%
2	W.L. Gore & Associates	254	5%
3	Janssen Biotech	210	4%

Top publishing organizations

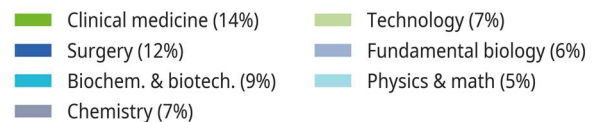
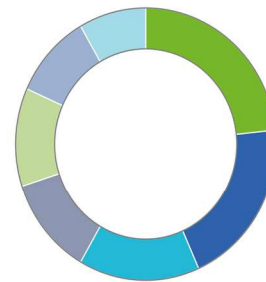
		Articles	Share
1	University of Pennsylvania	12,578	39%
2	University of Delaware	3,166	10%
3	Temple University	2,658	8%

Top technology fields in Philadelphia

Patents



Publications



37% of Philadelphia's PCT patent applications are filed in collaboration with other inventors, with **New York City**, **Boston-Cambridge** and **San Jose-San Francisco** emerging as the top collaborative locations.

72% of Philadelphia's scientific articles are published in collaboration with other organizations, with the top three collaborating locations being **New York City**, **Washington** and **Boston-Cambridge**.