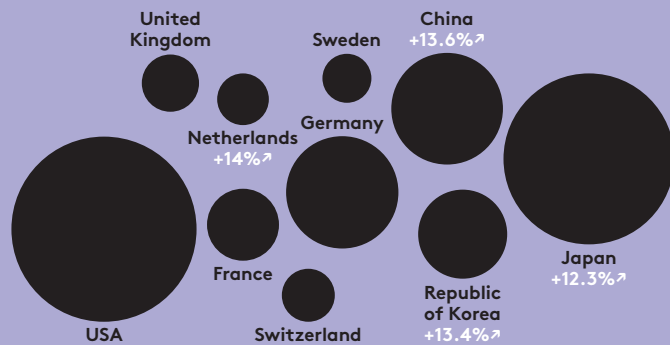


# WHO FILED THE MOST PCT PATENT APPLICATIONS IN 2012?

**194,400** +6.6%  
Number of applications Growth in 2012

## TOP 10 COUNTRIES

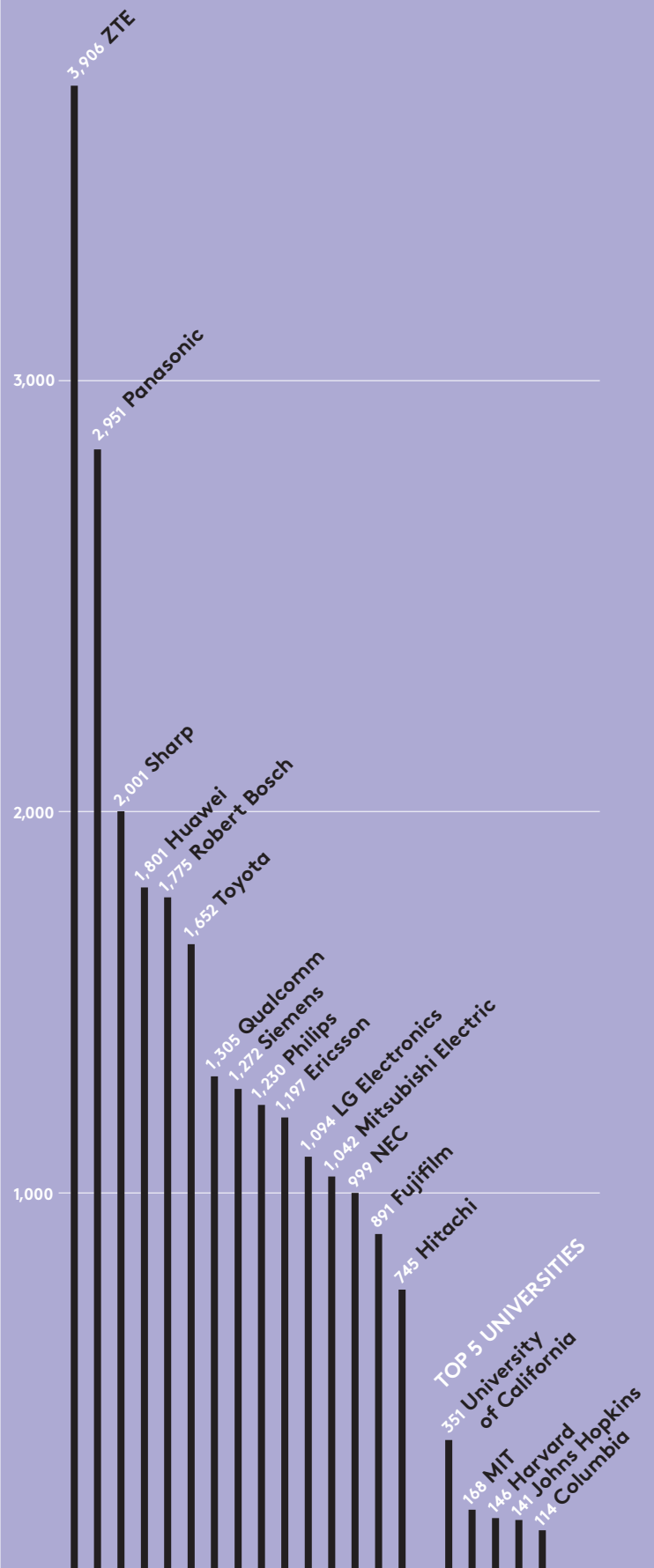


1 USA	51,207	6 France	7,739
2 Japan	43,660	7 United Kingdom	4,895
3 Germany	18,855	8 Switzerland	4,194
4 China	18,627	9 Netherlands	3,992
5 Rep. of Korea	11,848	10 Sweden	3,585

## TOP 5 TECHNOLOGIES

1	Electrical machinery	13,293
2	Digital communication	12,616
3	Computer technology	12,391
4	Medical technology	11,348
5	Pharmaceuticals	7,792

Chinese telecommunication company ZTE was the largest filer in 2012.



# WHO FILED THE MOST MADRID TRADEMARK APPLICATIONS IN 2012?

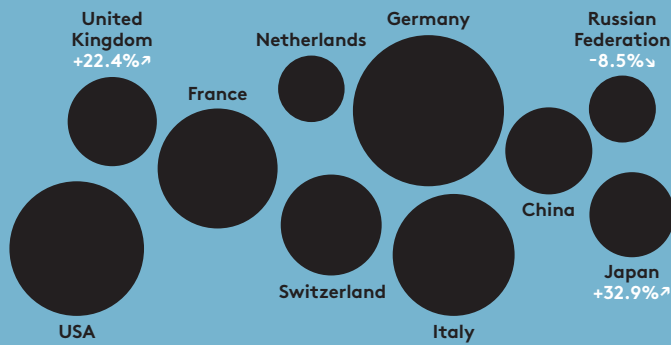
44,018

Number of applications

+4.1%

Growth in 2012

## TOP 10 COUNTRIES



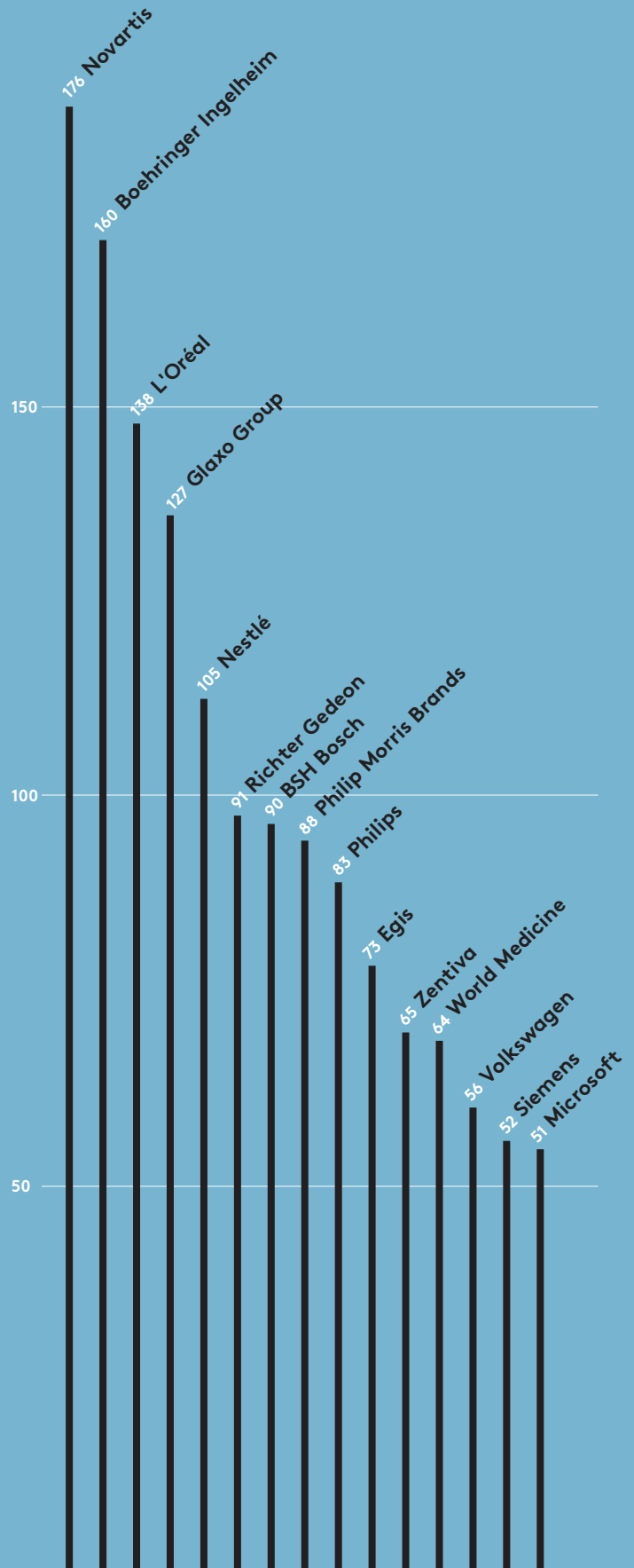
1	Germany	6,545	6	United Kingdom	2,308
2	USA	5,430	7	China	2,179
3	France	4,100	8	Japan	2,092
4	Switzerland	2,898	9	Russian Fed.	1,321
5	Italy	2,787	10	Netherlands	1,272

## TOP 5 CLASSES

1	Computer & electronics	9,598
2	Services for business	7,912
3	Technological services	5,966
4	Clothing, footwear, headgear	5,617
5	Pharmaceuticals & medical preparations	4,936

## TOP 15 COMPANIES

Swiss pharmaceutical company Novartis was the largest filer in 2012.




# WHO FILED THE MOST HAGUE DESIGN APPLICATIONS IN 2012?

**12,454**  
Number of designs

**+3.5%**  
Growth in 2012

## TOP 10 COUNTRIES NUMBER OF DESIGNS



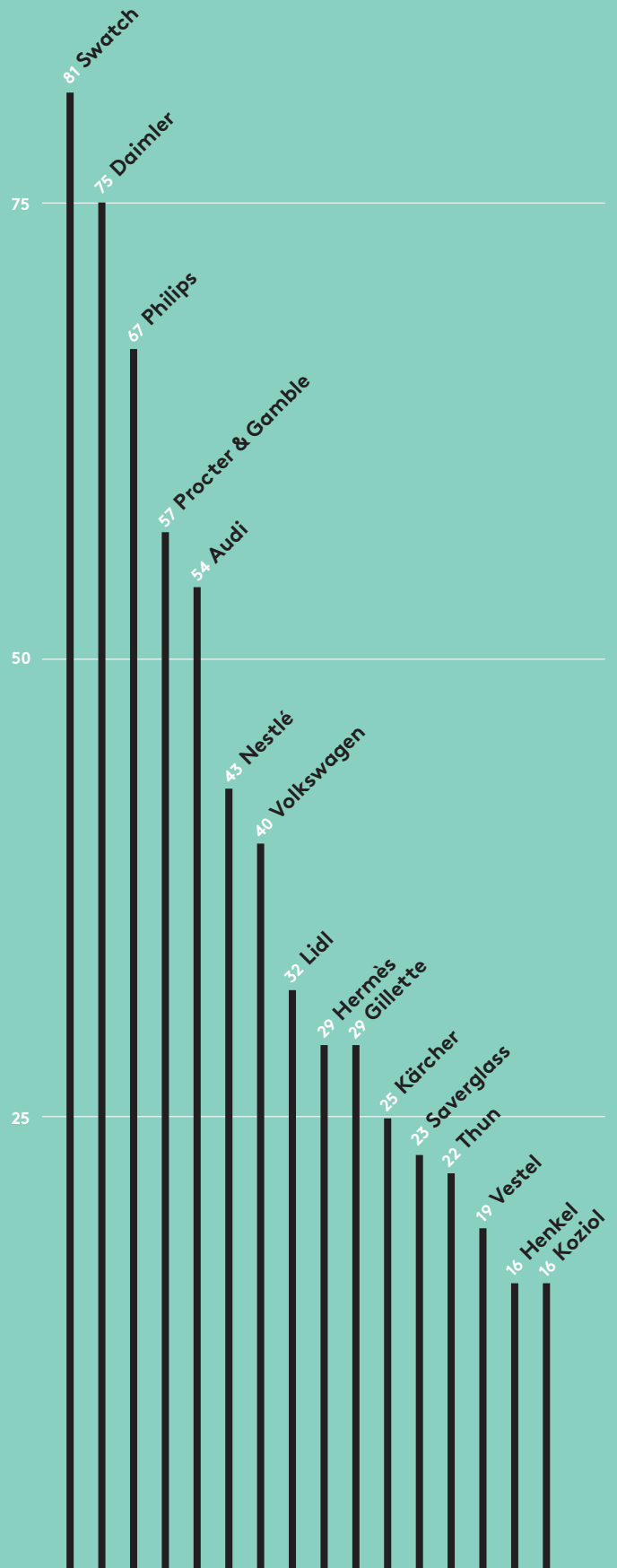
1 Germany	3,953	6 USA	407
2 Switzerland	2,447	7 Turkey	341
3 France	1,425	8 Austria	248
4 Italy	926	9 Luxembourg	200
5 Netherlands	596	10 Sweden	183

## TOP 5 CLASSES

1 Packages & containers	258
2 Clocks & watches	242
3 Means of transport	207
4 Furnishing	199
5 Household goods	159

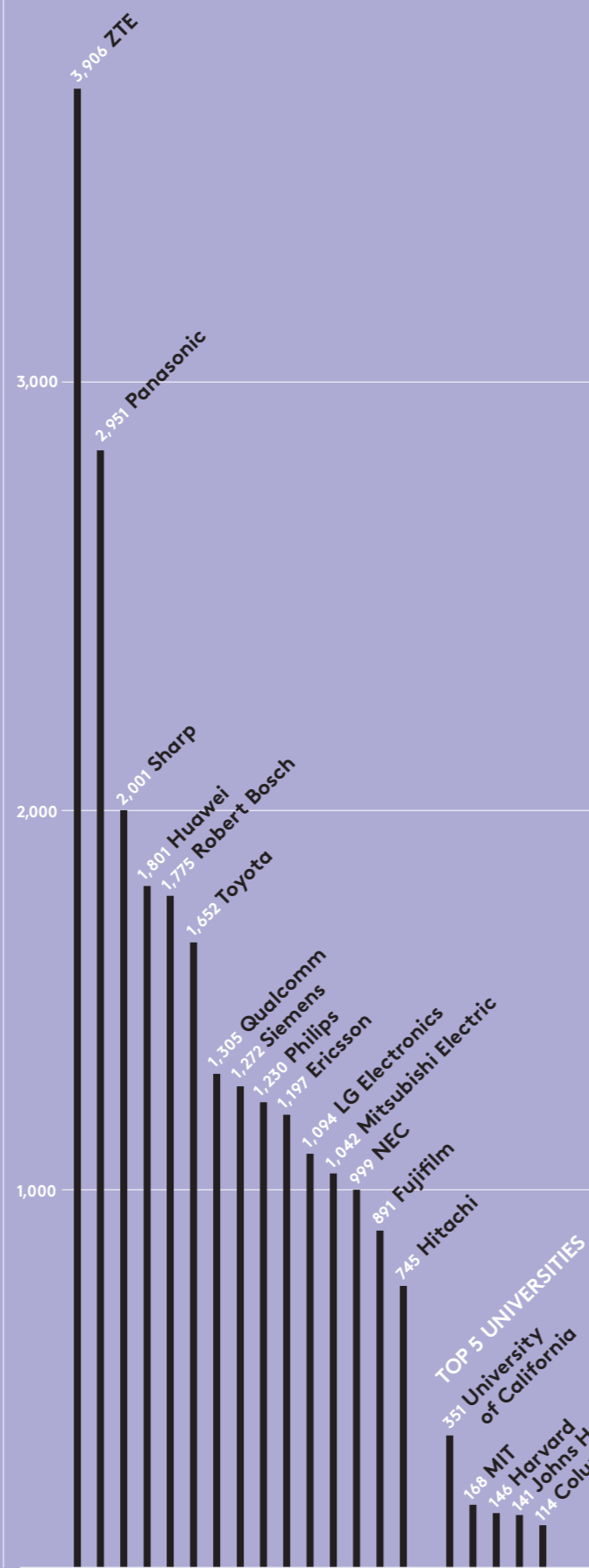
## TOP 15 COMPANIES

Swiss watchmaker Swatch was the largest filer in 2012.



## TOP 15 COMPANIES AND TOP 5 UNIVERSITIES


Chinese telecommunication company ZTE was the largest filer in 2012.



## WHO FILED THE MOST PCT PATENT APPLICATIONS IN 2012?

194,400 Number of applications  
+6.6% Growth in 2012

### TOP 10 COUNTRIES



1 USA	51,207	6 France	7,739
2 Japan	43,660	7 United Kingdom	4,895
3 Germany	18,855	8 Switzerland	4,194
4 China	18,627	9 Netherlands	3,992
5 Rep. of Korea	11,848	10 Sweden	3,585

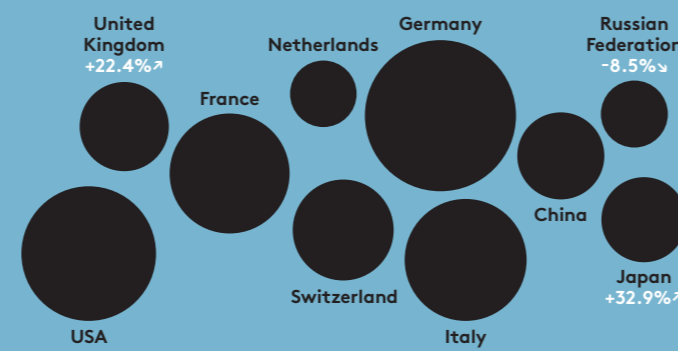
### TOP 5 TECHNOLOGIES

1 Electrical machinery	13,293
2 Digital communication	12,616
3 Computer technology	12,391
4 Medical technology	11,348
5 Pharmaceuticals	7,792

## WHO FILED THE MOST MADRID TRADEMARK APPLICATIONS IN 2012?

44,018 Number of applications  
+4.1% Growth in 2012

### TOP 10 COUNTRIES



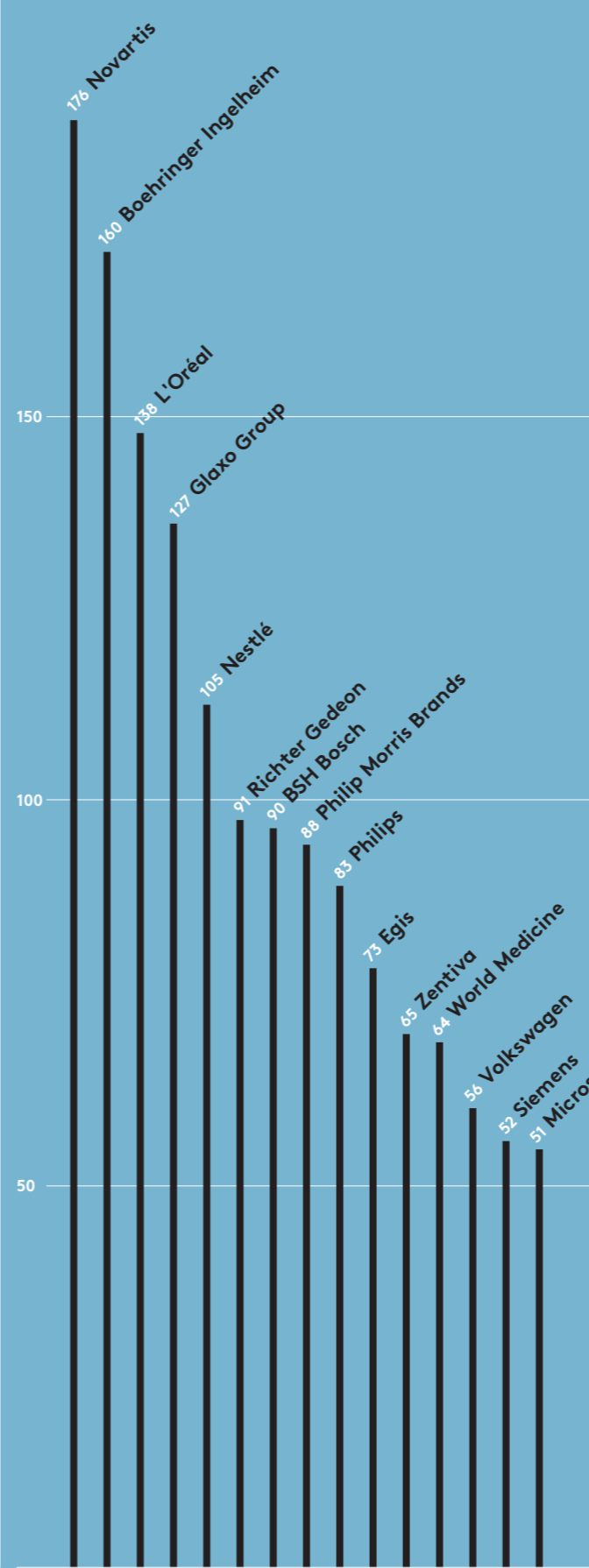
1 Germany	6,545	6 United Kingdom	2,308
2 USA	5,430	7 China	2,179
3 France	4,100	8 Japan	2,092
4 Switzerland	2,898	9 Russian Fed.	1,321
5 Italy	2,787	10 Netherlands	1,272

### TOP 5 CLASSES

1 Computer & electronics	9,598
2 Services for business	7,912
3 Technological services	5,966
4 Clothing, footwear, headgear	5,617
5 Pharmaceuticals & medical preparations	4,936

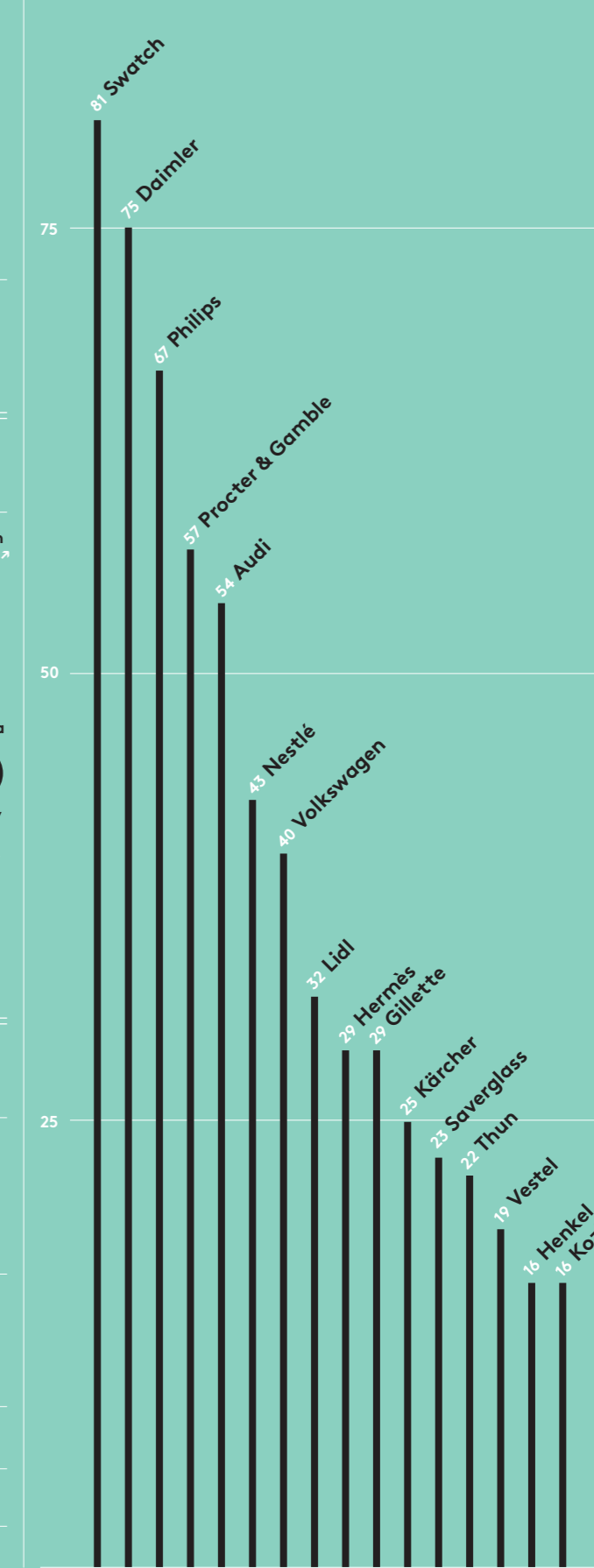
## TOP 15 COMPANIES

Swiss pharmaceutical company Novartis was the largest filer in 2012.



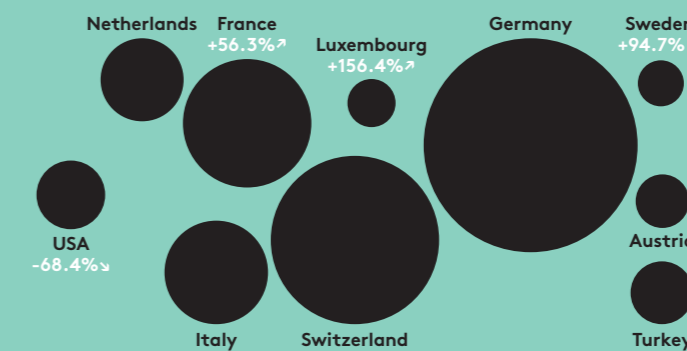
## TOP 15 COMPANIES

Swiss watchmaker Swatch was the largest filer in 2012.



12,454 Number of designs  
+3.5% Growth in 2012

### TOP 10 COUNTRIES



1 Germany	3,953	6 USA	407
2 Switzerland	2,447	7 Turkey	341
3 France	1,425	8 Austria	248
4 Italy	926	9 Luxembourg	200
5 Netherlands	596	10 Sweden	183

### TOP 5 CLASSES

1 Packages & containers	258
2 Clocks & watches	242
3 Means of transport	207
4 Furnishing	199
5 Household goods	159